

Connector in molded plastic on both sides - K-3E-M23 M9/010-A00/M23 F8 - 1624774

Please be informed that the data shown in this PDF Document is generated from our Online Catalog. Please find the complete data in the user's documentation. Our General Terms of Use for Downloads are valid (<http://phoenixcontact.com/download>)



Connector in molded plastic on both sides, Length: 10 m, Color of outer sheath: gray RAL 7001

Product Features

- Our standard: robust halogen-free PUR cable
- Simple and safe: 100% electrically tested and assembled ready for use
- Designs with pre-assembled cables on one or both sides
- High flexibility: customer-specific assemblies and cable lengths can be supplied

Key Commercial Data

Packing unit	1 pc
Custom tariff number	85444290
Country of origin	Germany

Technical data

Conductor length	10 m
Nominal current	34 A

Connector specifications

Type	straight plastic-sheathed
Thread type	M23
Locking type	Screw locking
Degree of protection	IP67, when in locked state
Number of positions	3+PE
Direction of rotation	Standard
Type of contact	Socket
Insertion/withdrawal cycles	50
Contact resistance	< 0.3 mΩ
Max. current	30 A

Connector in molded plastic on both sides - K-3E-M23 M9/010-A00/M23 F8 - 1624774

Technical data

Connector specifications

Voltage	630 V
Overvoltage category	III
Degree of pollution	3
Rated surge voltage	6 kV
Ambient temperature (operation)	-40 °C ... 105 °C

Cable specifications

Type of cable	Ölflex Control TM
Shielded	yes
Cable structure	4G4
Cable structure (AWG)	Ölflex Control TM CY 4G4
External cable diameter	12.3 mm
Outer sheath, material	PVC
Material wire insulation	PVC
External sheath, color	gray RAL 7001
Nominal voltage, cable	600 V
Test voltage	2 kV
Rated current	34 A
Ambient temperature for fixed installation	-40 °C ... 90 °C

Connector specifications (second page)

Type	straight plastic-sheathed
Housing material	Zinc die-cast
Thread type	M23
Degree of protection	IP67, when in locked state
Number of positions	3+PE
Direction of rotation	Standard
Type of contact	Male connector
Insertion/withdrawal cycles	50
Contact resistance	< 0.3 mΩ
Max. current	30 A
Voltage	630 V
Overvoltage category	III
Degree of pollution	3
Rated surge voltage	6 kV
Ambient temperature (operation)	-40 °C ... 105 °C

Connector in molded plastic on both sides - K-3E-M23 M9/010-A00/M23 F8 - 1624774

Classifications

eCl@ss

eCl@ss 4.0	272607xx
eCl@ss 4.1	27260701
eCl@ss 5.0	27260701
eCl@ss 5.1	27143423
eCl@ss 6.0	27143423
eCl@ss 7.0	27449001
eCl@ss 8.0	27062011
eCl@ss 9.0	27062011

ETIM

ETIM 3.0	EC001121
ETIM 4.0	EC001121
ETIM 5.0	EC001578

UNSPSC

UNSPSC 6.01	43172015
UNSPSC 7.0901	43201404
UNSPSC 11	43172015
UNSPSC 12.01	43201404
UNSPSC 13.2	43201404

Approvals

Approvals

Approvals

UL Listed / cUL Listed / EAC / cULus Listed

Ex Approvals

Approvals submitted

Approval details

Connector in molded plastic on both sides - K-3E-M23 M9/010-A00/M23 F8 - 1624774

Approvals

UL Listed	
Nominal current IN	25 A
Nominal voltage UN	600 V

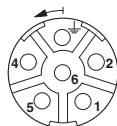
cUL Listed	
Nominal current IN	25 A
Nominal voltage UN	600 V

EAC

cULus Listed

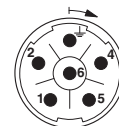
Drawings

Schematic diagram



Do not use pin 1 and 6

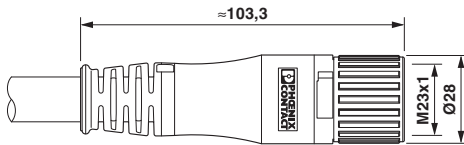
Schematic diagram



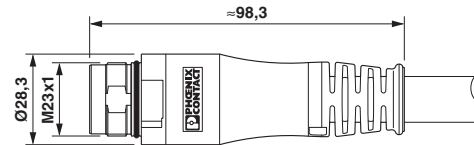
Do not use pin 1 and 6

Connector in molded plastic on both sides - K-3E-M23 M9/010-A00/M23 F8 - 1624774

Dimensional drawing



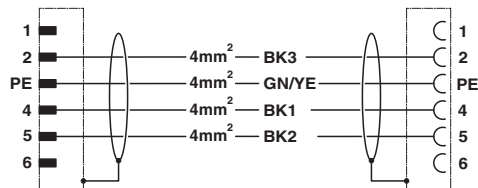
Dimensional drawing



On the female side

Pin side

Circuit diagram



Contact assignment of M23 plugs/sockets