

Base strip - MSTBO 2.5/ 4-G1R KMGY - 2907787

Please be informed that the data shown in this PDF Document is generated from our Online Catalog. Please find the complete data in the user's documentation. Our General Terms of Use for Downloads are valid (<http://download.phoenixcontact.com>)




Header, Nominal current: 12 A, Rated voltage (III/2): 320 V, Number of positions: 4, Pitch: 5 mm, Assembly: Soldering

Why buy this product

- Headers for ME/ME MAX electronics housing
- Plug-in direction orthogonal to the PCB
- 5 mm pitch
- 2 to 4-pos.



Key commercial data

Packing unit	1
Minimum order quantity	1
Catalog page	Page 295 (CC-2011)
GTIN	 4 017918 367015
Custom tariff number	85366990
Country of origin	INDIA

Technical data

Dimensions / positions

Pitch	5 mm
Dimension a	15 mm
Number of positions	4
Pin dimensions	1 x 1 mm
Pin spacing	5.00 mm
Hole diameter	1.4 mm

Technical data

Range of articles	MSTBO 2,5/..-G1R
Insulating material group	I
Rated surge voltage (III/3)	4 kV
Rated surge voltage (III/2)	4 kV

Base strip - MSTBO 2.5/ 4-G1R KMGY - 2907787

Technical data

Technical data

Rated surge voltage (II/2)	4 kV
Rated voltage (III/2)	320 V
Rated voltage (II/2)	400 V
Connection in acc. with standard	EN-VDE
Nominal current I _N	12 A
Nominal voltage U _N	250 V
Maximum load current	12 A
Insulating material	PA
Inflammability class according to UL 94	V0
Nominal voltage, UL/CUL Use Group B	300 V
Nominal current, UL/CUL Use Group B	12 A
Nominal voltage, UL/CUL Use Group D	300 V
Nominal current, UL/CUL Use Group D	10 A

Classifications

ETIM

ETIM 2.0	EC001031
ETIM 3.0	EC001031
ETIM 4.0	EC002637
ETIM 5.0	EC002637

UNSPSC

UNSPSC 11	34131203
UNSPSC 12.01	39121432
UNSPSC 13.2	39121432
UNSPSC 6.01	30211801
UNSPSC 7.0901	39121432

eCl@ss

eCl@ss 4.0	272607xx
eCl@ss 4.1	27260701
eCl@ss 5.0	27260701
eCl@ss 5.1	27260701
eCl@ss 6.0	27260704
eCl@ss 7.0	27440402

Approvals

Approvals

Base strip - MSTBO 2.5/ 4-G1R KMGY - 2907787

Approvals


Approvals


CSA / UL Recognized / VDE Gutachten mit Fertigungsüberwachung / cUL Recognized / IEC60364 Scheme / GOST / cULus Recognized


Ex Approvals


Approvals submitted

Approval details

CSA 		
	B	D
Nominal current I _N	10 A	10 A
Nominal voltage U _N	300 V	300 V

UL Recognized 		
	B	D
Nominal current I _N	12 A	10 A
Nominal voltage U _N	300 V	300 V

VDE Gutachten mit Fertigungsüberwachung 	
Nominal current I _N	8 A
Nominal voltage U _N	250 V

cUL Recognized 		
	B	D
Nominal current I _N	12 A	10 A
Nominal voltage U _N	300 V	300 V

Base strip - MSTBO 2.5/ 4-G1R KMGY - 2907787

Approvals

IECEE CB Scheme	
Nominal current I _N	8 A
Nominal voltage U _N	250 V



Accessories

Accessories

Assembly

Accessories - MSTB-BF - 1759981



Mounting flange, for fixing both ends of the header onto the PCB, green insulating material, with M 2 x 14 screws and nuts.

Accessories - MSTB-BL - 1755477



Keying cap, for forming sections, plugs onto header pin, green insulating material

Coding section - CR MSTBO-G1 - 2199618

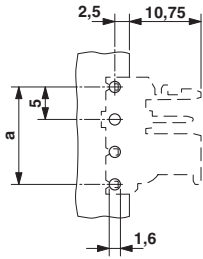


Coding section

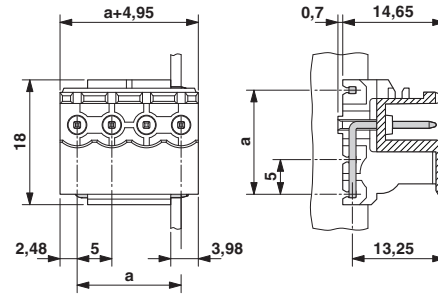
Drawings

Base strip - MSTBO 2.5/ 4-G1R KMGY - 2907787

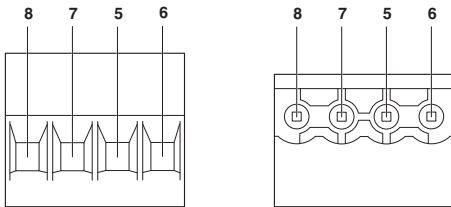
Drilling diagram



Dimensioned drawing



Schematic diagram



Pin assignment right