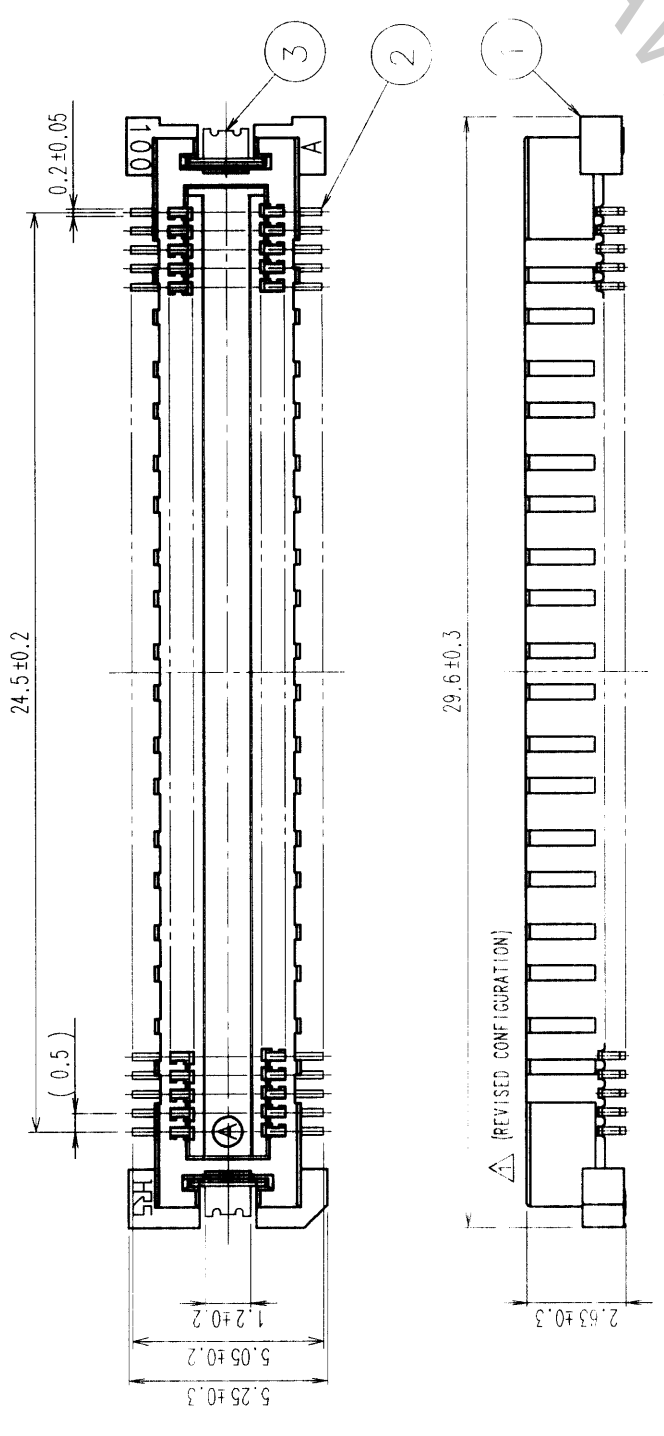
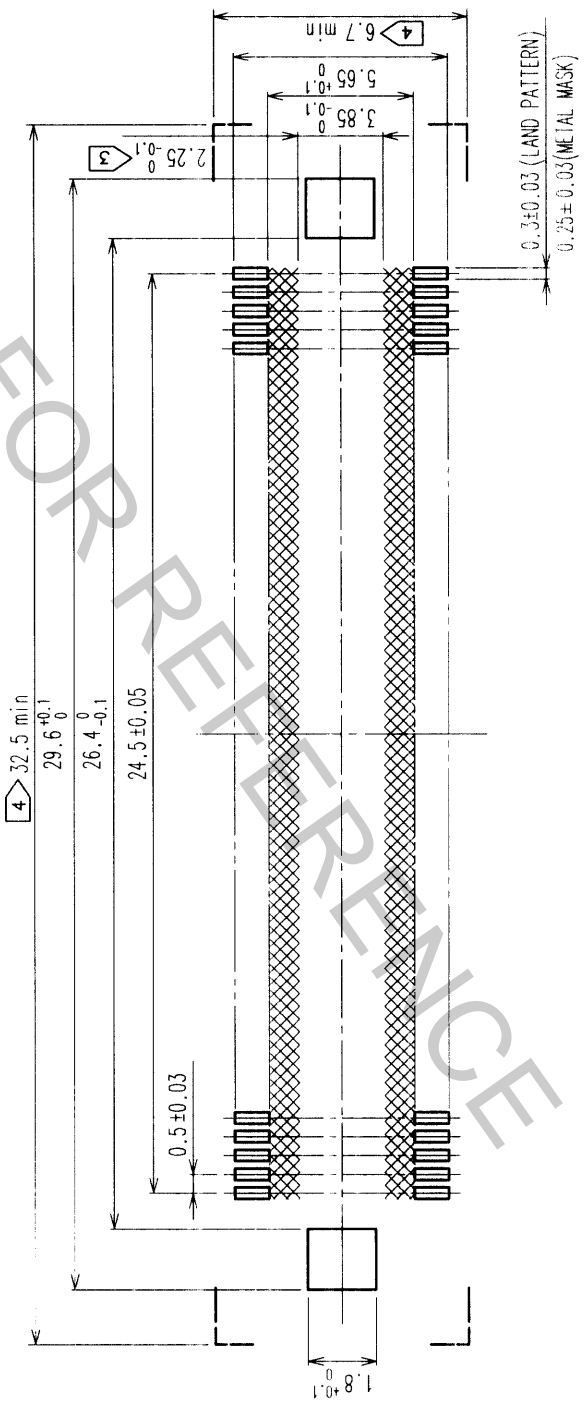


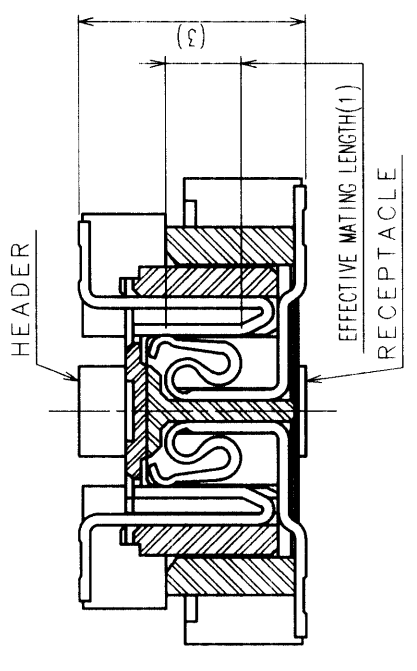
COUNT	DESCRIPTION OF REVISIONS	BY	CHKD	DATE	COUNT	DESCRIPTION OF REVISIONS	BY	CHKD	DATE
1	RE-F-06821	J.M	H.O	00.04.06					



RECOMMENDED LAND PATTERN DIMENSION OF PCB



SIGNAL PORTION CROSS SECTION (10:1)



- NOTES
- 1 SMT LEAD-COPLANARITY: 0.1 MAX.
 - 2 THIS PRODUCT HAS NO POLARITY TO PATTERN FOR MOUNTING.
 - 3 MAKE SURE WIDTH OF PATTERN IS WITHIN THAT OF LAND, OR LEAD MAY TOUCH PATTERN. (THIS APPLIES TO HATCHED AREA.)
 - 4 DO NOT MOUNT OTHER DEVICES ONTO [] AREA, OR MATING PAIR CANNOT BE MATED.

2	COPPER ALLOY	CONTACT AREA: GOLD (0.1μm) OVER NICKEL LEAD: GOLD FLASH OVER NICKEL
1	LCP	BEIGE UL94V-0
NO.	MATERIAL	FINISH, REMARKS
	CODE NO. (OLD)	CL

3	PHOSPHOR BRONZE	TIN PLATED
NO.	MATERIAL	FINISH, REMARKS
	DESIGNED	APPROVED
	DRAWN	CHECKED
	J.MATSUKAWA	M.ISHIDA
	00.01.15	00.01.17
	00.01.15	00.01.17
	00.01.15	00.01.17
	00.01.15	00.01.17

DRAWING NO.		PART NO.	
EDC3-152628		FX11B-100P-SV0.5	
SCALE		CODE NO.	
5 : 1		CL573-0653-5	
UNITS		mm	

TO	
PCK	