



ShenZhen Shiji Lighting Co.,Ltd

Ad: Building B 3th Yushan Industrial Park Shi Yan Bao An District Shenzhen China

Tel: 0086-755-23125058 Fax:0086-755-23125658 Web:www.shiji-led.com E-mail: contact@shiji-led.com



Addressable WS2801 LED Strip

1 Meter with 32 pcs 5050 LEDs

Applications :

The excellent light and user friendly designs make LED strip perfect for numerous applications , i.e cove lights , back lights , cabinet lights , edge light, architectural lights for corridor , canopy , archway , lights for path and contour marking ; etc .

They can be a good choice for lights for hotels , restaurants , night clubs , coffee / wine bars , shopping malls , various shops , cinemas , beauty centers , office fronts , even lights for household kitchens or living rooms , etc .

Features and Benefits :

- Control IC included , supporting numerous Color change effects ;
- Pcontrol by SD controller,Arduino,DMX512,Artnet
- Flexible PCB white color , 5V low voltage input ;
- Every 1 Leds linear separable , custom length available ;
- Eco green light , no UV , IR ;
- Extremely long lifespan & lower power consumption ;



ShenZhen Shiji Lighting Co.,Ltd

Ad: Building B 3th Yushan Industrial Park Shi Yan Bao An District Shenzhen China

Tel: 0086-755-23125058 Fax:0086-755-23125658 Web:www.shiji-led.com E-mail: contact@shiji-led.com



ShenZhen Shiji Lighting Co.,Ltd

Ad: Building B 3th Yushan Industrial Park Shi Yan Bao An District Shenzhen China

Tel: 0086-755-23125058 Fax:0086-755-23125658 Web:www.shiji-led.com E-mail: contact@shiji-led.com



Technical Parameters :

| | |
|--|-----------------------|
| Light source | Epistar 5050 SMD LEDs |
| Beam angle | 120 deg . |
| Operating voltage | DC5V |
| Consumption watts per 32 LEDs M | 3 ~ 9 (max)W |
| Pixel pitch (mm) | P31 .25mm |
| Pixel resolution (Dot /m ²) | 1024 |
| Entire piece LED quantity | 32 pcs |
| Printed circuit board thickness | 0 .25mm |
| Operation Temperature | -10 -40 |
| Storage Temperature | -20 -80 |



Technical Parameter

| Part Number | Emitting Color | LED Quantity | Voltage (V) | Power (W /1m) | Current (A /1m) | Lumen per 1m /32LED | Waterproof IP:65 |
|-------------|----------------|--------------|---------------|-----------------|-------------------|---------------------|------------------|
| SJ -10032-S | RGB | 32 /1M | 5 | 9W | 1 .8A | R29 /G81 /B27 lm | Resin |
| SJ -10032-P | RGB | 32 /1M | 5 | 9W | 1 .8A | R29 /G81 /B27 lm | PVC Tube |

PVC Tube Housing Resin Glue waterproof



Resin Glue waterproof



extra Red & Yellow cable for Power supply

4Pin JSM connector signal input

4Pin JSM connector signal output

ShenZhen Shiji Lighting Co.,Ltd

Ad: Building B 3th Yushan Industrial Park Shi Yan Bao An District Shenzhen China

Tel: 0086-755-23125058 Fax:0086-755-23125658 Web:www.shiji-led.com E-mail: contact@shiji-led.com

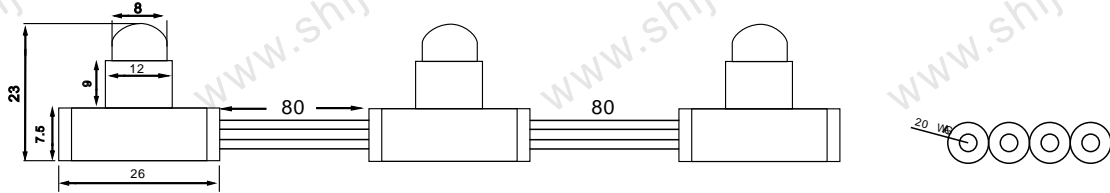


ShenZhen Shiji Lighting Co.,Ltd

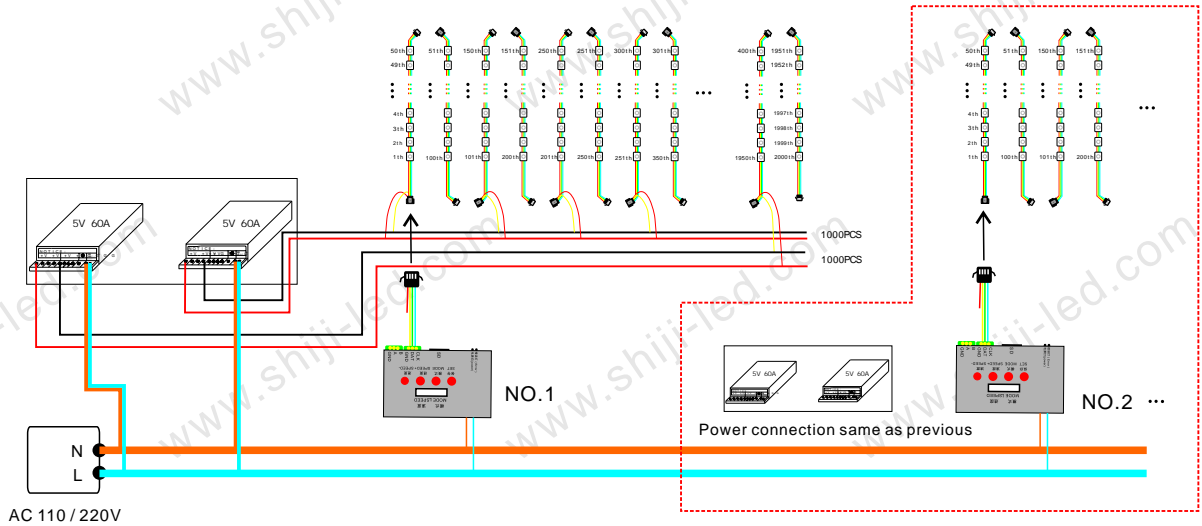
Ad: Building B 3th Yushan Industrial Park Shi Yan Bao An District Shenzhen China

Tel: 0086-755-23125058 Fax:0086-755-23125658 Web:www.shiji-led.com E-mail: contact@shiji-led.com

Outline Dimension : U(hit mm)



Cording Diagram



several controller can work in one project when the LED beyond 2000pcs, but the controllers must switch on off by AC at the same time. we also have T4000、T8000 SD controller for more LED pixels

Shiji Instruction for Flex Led Strip

- 1) Qualified technicians needed for installation for our Flex Led Strip. Specific electrical and safety standards needed to be followed .
- 2) All applicable electrical and safety standards should be considered when installing the LED strips or related parts like power supply , LED controller and etc .
- 3) Attention should be paid to standard ESD precautions when installing the strips . It is advised to use a wrist strap during soldering to remove any static electricity . Static electricity may damage the LEDs and other components on the strip .
- 4) The conducting paths on the flexible PCB board should not be damaged during assembly . The strip and all components on it should not be mechanically stressed . The strip may be curved around small radii provided there are no LED components on the bend and the force does not crease the strip . The strip should be secured down immediately to avoid fatigue and breakage .
- 5) Proper power supply should be needed to feed the Led strip .

Bending operation:



ShenZhen Shiji Lighting Co.,Ltd

Ad: Building B 3th Yushan Industrial Park Shi Yan Bao An District Shenzhen China

Tel: 0086-755-23125058 Fax:0086-755-23125658 Web:www.shiji-led.com E-mail: contact@shiji-led.com



ShenZhen Shiji Lighting Co.,Ltd

Ad: Building B 3th Yushan Industrial Park Shi Yan Bao An District Shenzhen China

Tel: 0086-755-23125058 Fax: 0086-755-23125658 Web: www.shiji-led.com E-mail: contact@shiji-led.com

- 6) Electrical polarity are printed on the strip and should be observed . Wrong polarity may destroy the strip .
- 7) The LED strip can be cut to fit into installations if necessary . Cutting marks are printed on the strip and must be adhered to . The smallest workable segment of the single color strip is 100mm long of 3 pcs 5050 SMD LEDs .
- 8) Solder connection should only be performed on designated solder pads on the strip . During soldering , do not exceed the maximum soldering temperature of 260 Celsius degrees and the maximum soldering time of 10 seconds .
- 9) When mounting on metallic or otherwise conductive surfaces , there needs to be an electrical isolation points between strips and the mounting surface .
- 10) Flex Led strip should be installed in proper environment protection against corrosive agents such as moisture and condensation and other harmful elements .

Warranty Terms :

1) Our Warranty to You

ShenZhen Shiji Lighting co Ltd warrants its addressable RGB Flex Led Strip . d(ther than LED

- ✚ To be free from defects in material and workmanship under normal use and service ;
- ✚ Warranty period : 36 months , effective from the date of shipment
- ✚ Warranty only for original purchaser for flex Led Strip .

2) How to Get Our Warranty Service

To get Warranty Service from Shiji , you only need to :

- ✚ Provide us with purchase PI No , Part
- ✚ Provide us photos for the defective Led
- ✚ When requested by ShiJi , return the defective LED

3) Warranty Service

- ✚ Repair the defective LED product
- ✚ Replace the defective LED product

4) Exclusions from Our Warranty

- ✚ Any repair , replacement or alteration by a facility not approved in advance by ShiJi ;



ShenZhen Shiji Lighting Co.,Ltd

Ad: Building B 3th Yushan Industrial Park Shi Yan Bao An District Shenzhen China

Tel: 0086-755-23125058 Fax: 0086-755-23125658 Web: www.shiji-led.com E-mail: contact@shiji-led.com