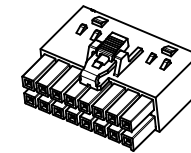
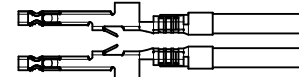
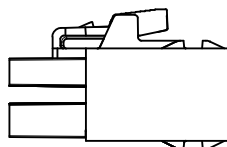
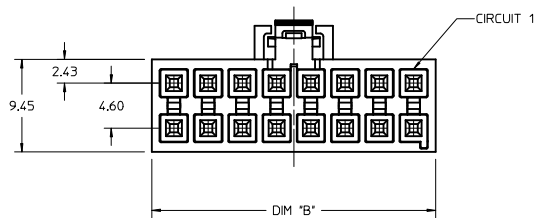


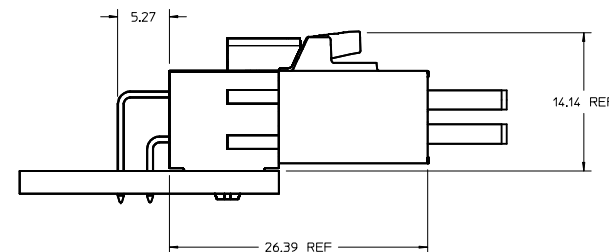
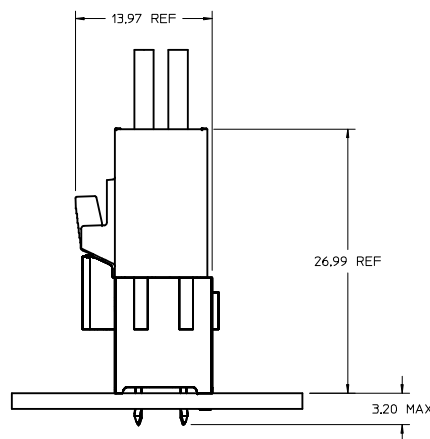
STANDARD HOUSING



WITH TPA FEATURE



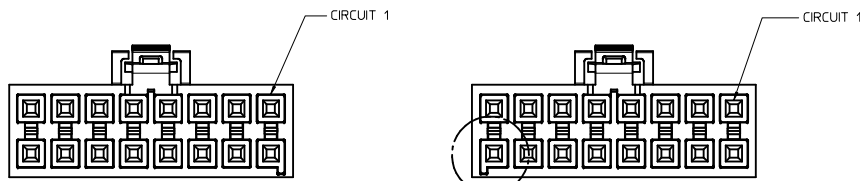
TERMINAL ORIENTATION



NOTES:

1. MATERIAL :
 OPTION 1: PA4T NYLON V-O BLACK
 OPTION 2: PA4T NYLON V-O NATURAL
2. PARTS TO BE PACKAGED PER PK-172323-0010
3. PRODUCT SPECIFICATION PS-172323-0001
4. PART MATES WITH MOLEX R/A HEADER ASSEMBLY 172316 AND VERTICAL HEADER ASSEMBLY 172298, 172299 SERIES.
5. TO USE WITH TERMINAL 172253 SERIES
6. TO USE WITH 172264 TPA
7. PARTS CONFORM TO CLASS 'B' REQUIREMENTS OF COSMETIC SPECIFICATION PS-45499-002
8. APPLICATION SPECIFICATION: AS-172323-0001

X-RELEASE IEC NO: UCP2015-4103 DRAWN BY: DROSCA CHKD: APPR: RHODGE 2015/04/14 2015/04/15	QUALITY SYMBOLS	GENERAL TOLERANCES (UNLESS SPECIFIED)	DIMENSION STYLE	SCALE	DESIGN UNITS	THIRD ANGLE PROJECTION
	▽=0	4 PLACES ± mm	MM ONLY	4:1	METRIC	☉
	▽=0	3 PLACES ± INCH				
	▽=0	2 PLACES ± 0.25				
		1 PLACE ± 0.5				
		0 PLACE ±				
		ANGULAR ±1/2°				
		DRAFT WHERE APPLICABLE MUST REMAIN WITHIN DIMENSIONS				
			MATERIAL NO.		DOCUMENT NO.	SHEET NO.
			SEE CHART		SD-172258-0001	1 OF 2
			THIS DRAWING CONTAINS INFORMATION THAT IS PROPRIETARY TO MOLEX INCORPORATED AND SHOULD NOT BE USED WITHOUT WRITTEN PERMISSION			



KEY OPTION - BLACK COLOR
(KEY A)
172258-1***

SEE DETAIL 1

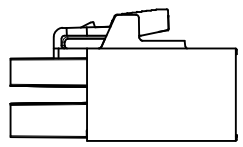
KEY OPTION - NATURAL COLOR
(KEY B)
172258-2***

CIRCUIT SIZE
0 - WITHOUT TPA
1 - WITH TPA

CIRCUIT SIZE
0 - WITHOUT TPA
1 - WITH TPA



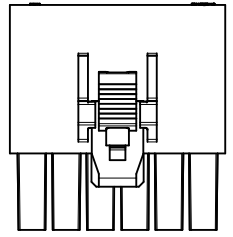
DETAIL 1
SCALE 8:1



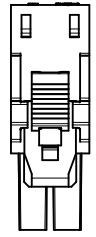
TPA FEATURE
BOTH SIDES

STANDARD HOUSING					
PART NO.	UL	COLOR	CIRCUIT SIZE	KEY OPTION	DIM B
172258-1004	V-0	BLACK	4	KEY A	8.00
172258-1006	V-0	BLACK	6	KEY A	11.50
172258-1008	V-0	BLACK	8	KEY A	15.00
172258-1010	V-0	BLACK	10	KEY A	18.50
172258-1012	V-0	BLACK	12	KEY A	22.00
172258-1014	V-0	BLACK	14	KEY A	25.50
172258-1016	V-0	BLACK	16	KEY A	29.00
172258-2004	V-0	NATURAL	4	KEY B	8.00
172258-2006	V-0	NATURAL	6	KEY B	11.50
172258-2008	V-0	NATURAL	8	KEY B	15.00
172258-2010	V-0	NATURAL	10	KEY B	18.50
172258-2012	V-0	NATURAL	12	KEY B	22.00
172258-2014	V-0	NATURAL	14	KEY B	25.50
172258-2016	V-0	NATURAL	16	KEY B	29.00

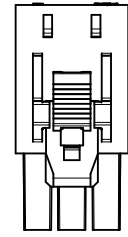
WITH TPA ATTACH FEATURE					
PART NO.	UL	COLOR	CIRCUIT SIZE	KEY OPTION	DIM B
172258-1104	V-0	BLACK	4	KEY A	8.00
172258-1106	V-0	BLACK	6	KEY A	11.50
172258-1108	V-0	BLACK	8	KEY A	15.00
172258-1110	V-0	BLACK	10	KEY A	18.50
172258-1112	V-0	BLACK	12	KEY A	22.00
172258-1114	V-0	BLACK	14	KEY A	25.50
172258-1116	V-0	BLACK	16	KEY A	29.00
172258-2104	V-0	NATURAL	4	KEY B	8.00
172258-2106	V-0	NATURAL	6	KEY B	11.50
172258-2108	V-0	NATURAL	8	KEY B	15.00
172258-2110	V-0	NATURAL	10	KEY B	18.50
172258-2112	V-0	NATURAL	12	KEY B	22.00
172258-2114	V-0	NATURAL	14	KEY B	25.50
172258-2116	V-0	NATURAL	16	KEY B	29.00



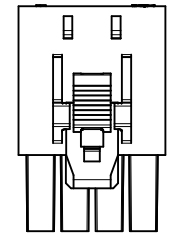
STANDARD HOUSING



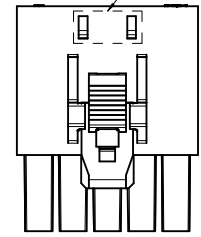
4 CKT



6 CKT

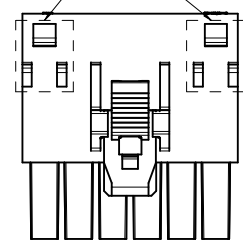


8 CKT

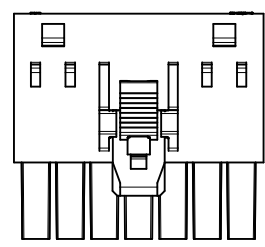


10 CKT

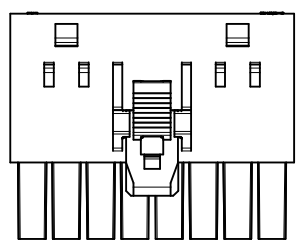
TPA FEATURE
BOTH SIDES



12 CKT



14 CKT



16 CKT

TPA LATCH OPTION

SEE PAGE 1 IEC NO: UCF2015-4103 DRAWN: DROSCA CHYK: APPR: RHODGE 2015/04/14 2015/04/15	QUALITY SYMBOLS	GENERAL TOLERANCES (UNLESS SPECIFIED)	DIMENSION STYLE	SCALE	DESIGN UNITS	THIRD ANGLE PROJECTION	
	∇=0 ∇=0 ∇=0	4 PLACES ± mm 3 PLACES ± 0.25 1 PLACE ± 0.5 0 PLACE ±	mm INCH ± ± ± ± ± ± ± ±	MM ONLY DRAWN BY DATE DROSCA 2014/03/07 CHECKED BY DATE APPROVED BY DATE RHODGE 2014/10/14	4:1	METRIC	TITLE ULTRA-FIT RECEPTACLE 4-16 CKTS DUAL ROW DOCUMENT NO. SD-172258-0001
	ANGULAR ±1/2° DRAFT WHERE APPLICABLE MUST REMAIN WITHIN DIMENSIONS	MATERIAL NO. SEE PAGE 1 SIZE D	SHEET NO. 2 OF 2	molex			
	THIS DRAWING CONTAINS INFORMATION THAT IS PROPRIETARY TO MOLEX INCORPORATED AND SHOULD NOT BE USED WITHOUT WRITTEN PERMISSION						