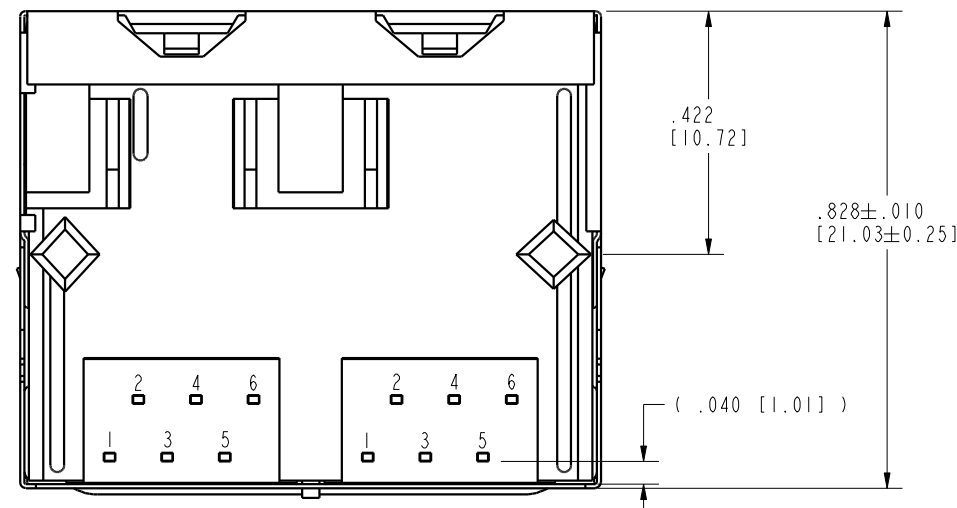
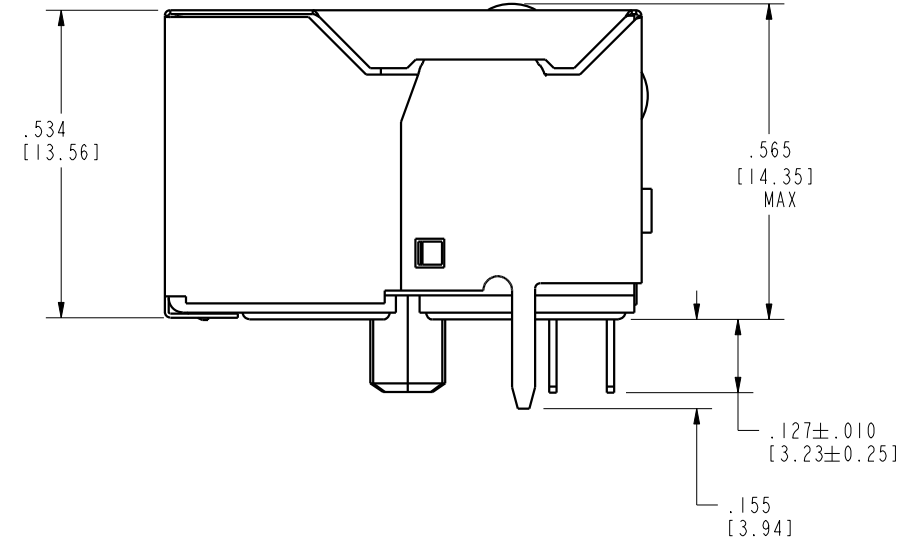
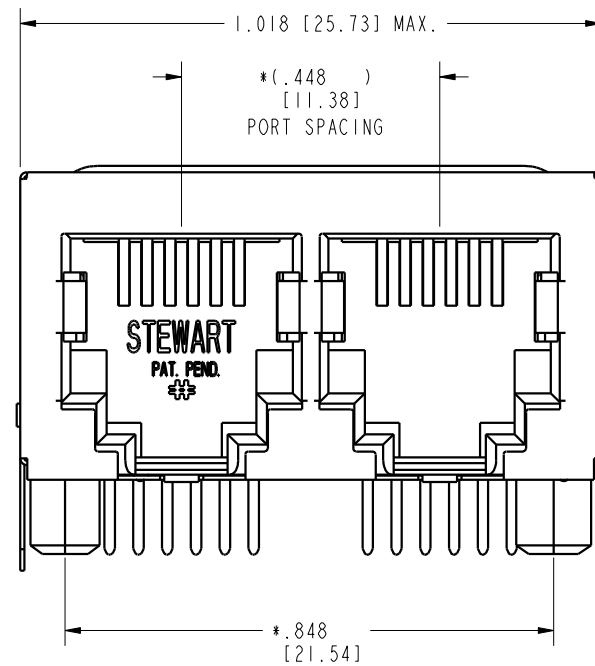
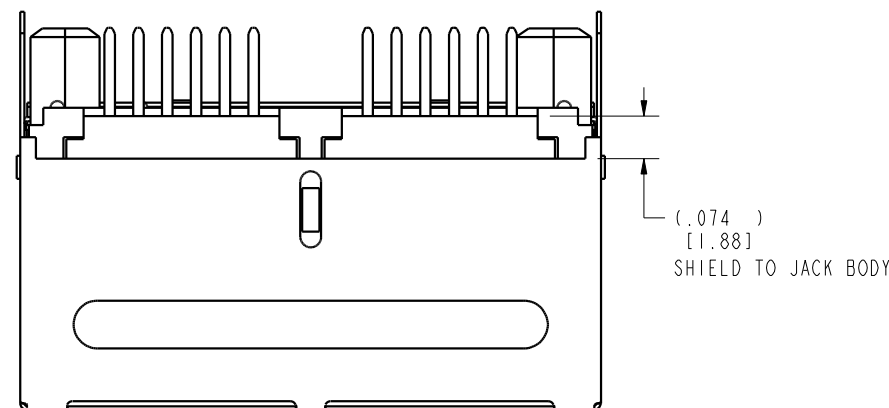


DATE	REV.	ECN	APP'D BY
2-2-06	A3	7456	JM
12-27-12	A4	9577	TRM
2-23-15	A5	10262	ADB

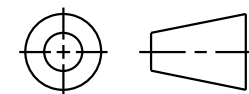


- NOTES:
- CONNECTOR MATERIALS:  
HOUSING: THERMOPLASTIC UL94 V-0  
CONTACT/SHIELD: COPPER ALLOY  
SHIELD PLATING: NICKEL OR TIN  
CONTACT PLATING: SELECTIVE GOLD IN CONTACT AREA  
SEE CHART FOR PART NUMBER
  - FOR PRODUCT SPECIFICATION SEE PRO22-01
  - DIMENSIONS AND TOLERANCES COMPLY WITH TIA-1096 STANDARD.

50 MICRO-INCHES [1.27um]	SS-666602S-A-NF-50
30 MICRO-INCHES [0.76um]	SS-666602S-A-NF
CONTACT PLATING IN MATING AREA	PART NUMBER



THIRD ANGLE PROJECTION



11118 Susquehanna Trail South  
Glen Rock, PA 17327-9199  
(717) 235-7512

<http://www.stewartconnector.com>

DO NOT SCALE DRAWING

DRAWING IS SUBJECT TO  
CHANGE WITHOUT NOTICE

DIMENSIONS: INCHES [METRIC]

UNLESS OTHERWISE SPECIFIED  
TOLERANCES ARE ±.005 [0.13]  
ANGLES ARE ±1°

SHEET NO.  
1 OF 2

TITLE: EMI-RFI ONE PIECE SHIELDED, ESD GROUNDED  
2 PORT RJ11 HARMONICA JACK W/O PANEL GROUNDS

THIS DRAWING AND THE SUBJECT MATTER SHOWN THEREON ARE  
CONFIDENTIAL AND THE PROPRIETARY PROPERTY OF STEWART CONNECTOR  
AND SHALL NOT BE REPRODUCED, COPIED, OR USED IN ANY MANNER WITHOUT  
PRIOR WRITTEN CONSENT OF STEWART CONNECTOR. THIS PRODUCT  
MAY BE PROTECTED BY ONE OR MORE OF THE FOLLOWING US PATENTS:  
5791942 6217391 6368159 6419526 6602097 687722  
6964587 7048590 7086909 7568950 7686650  
OTHER PATENTS MAY BE PENDING.

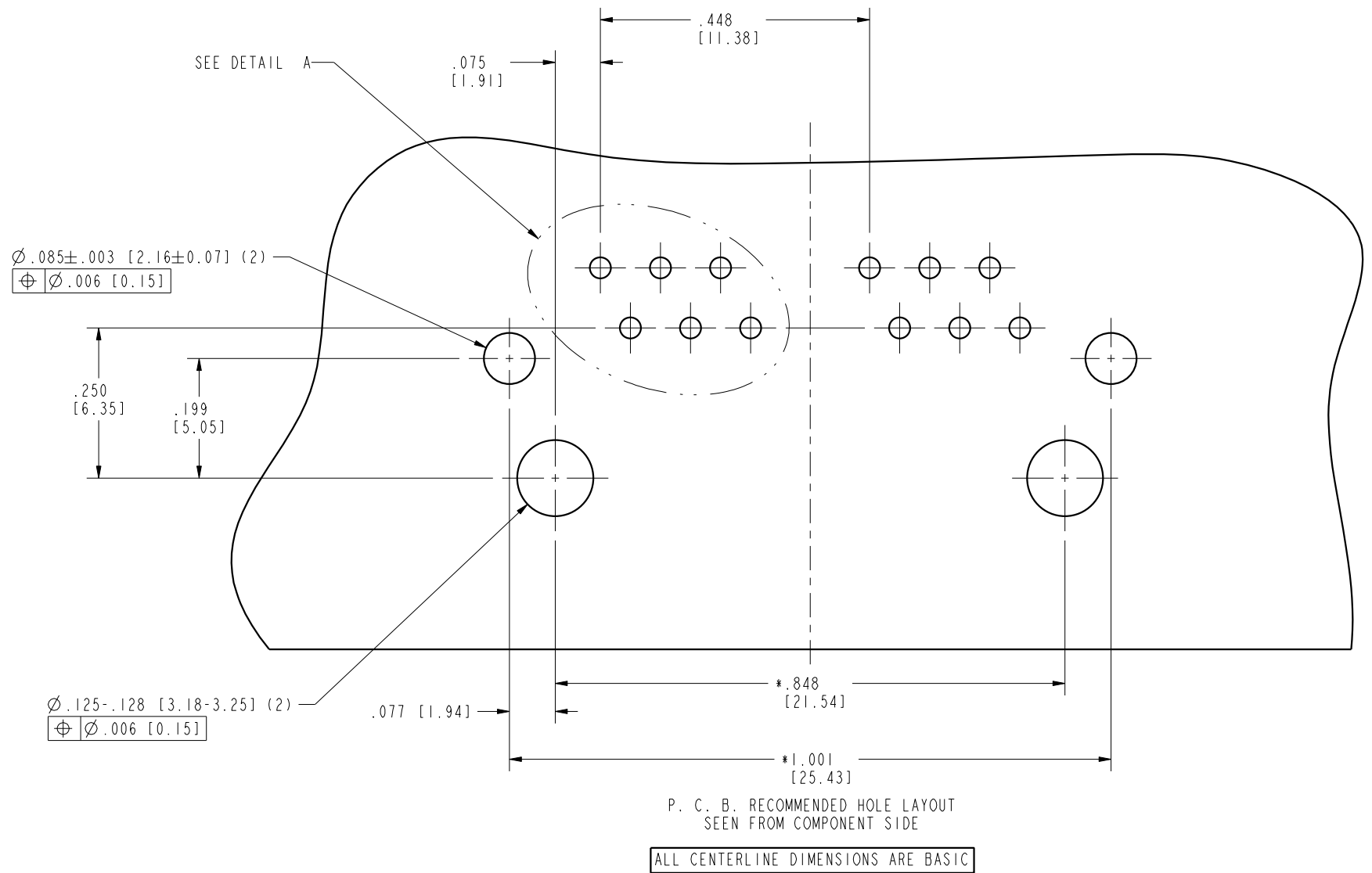
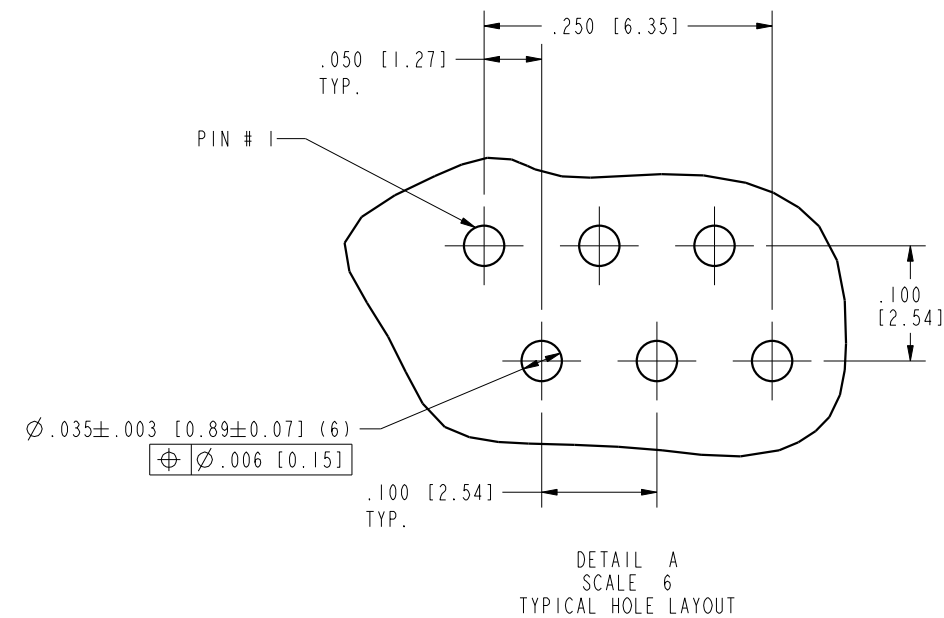
DRN BY: SAR DATE 12-7-01

APPD BY: JRC DATE 1-16-02

DWG. NO. CT660183 REV. A5

B

B



A

A

REV. 7/3/03



THIRD ANGLE PROJECTION 	 stewart CONNECTOR a bel group	11118 Susquehanna Trail South Glen Rock, PA 17327-9199 (717) 235-7512 <a href="http://www.stewartconnector.com">http://www.stewartconnector.com</a>
DO NOT SCALE DRAWING DRAWING IS SUBJECT TO CHANGE WITHOUT NOTICE	TITLE: EMI-RFI ONE PIECE SHIELDED, ESD GROUNDED 2 PORT RJ11 HARMONICA JACK W/O PANEL GROUNDS	
DIMENSIONS: INCHES [METRIC]	THIS DRAWING AND THE SUBJECT MATTER SHOWN THEREON ARE CONFIDENTIAL AND THE PROPRIETARY PROPERTY OF STEWART CONNECTOR AND SHALL NOT BE REPRODUCED, COPIED, OR USED IN ANY MANNER WITHOUT PRIOR WRITTEN CONSENT OF STEWART CONNECTOR. THIS PRODUCT MAY BE PROTECTED BY ONE OR MORE OF THE FOLLOWING US PATENTS: 5791942 6217391 6368159 6419526 6602097 687722 6964587 7048590 7086909 7568950 7686650 OTHER PATENTS MAY BE PENDING.	DRN BY: SAR DATE 12-7-01 APPD BY: JRC DATE 1-16-02
UNLESS OTHERWISE SPECIFIED TOLERANCES ARE ±.005 [0.13] ANGLES ARE ±1°	SHEET NO. 2 OF 2	DWG. NO. CT660183 REV. A5