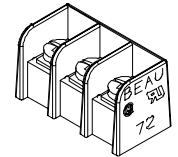
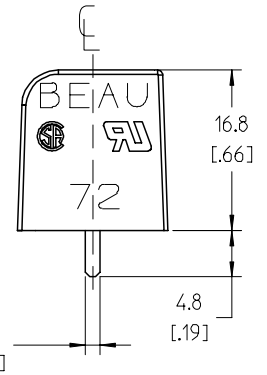
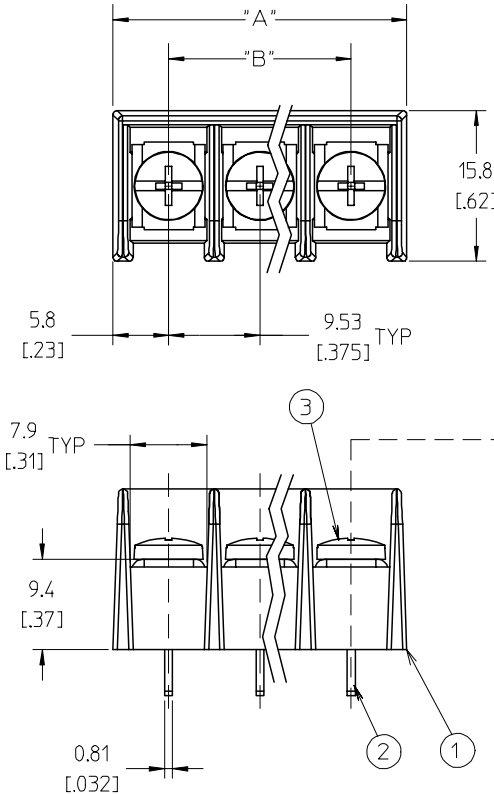


QTY OF CIRCUITS "XX"	DIM. "A"	DIM. "B"	ASSEMBLY MATERIAL NO. (STANDARD)	ASSEMBLY MATERIAL NO. (-50 OPTION)
02	21.1 [.83]	9.53 [.375]	387244102	387244902
03	30.7 [1.21]	19.05 [.750]	387244103	387244903
04	40.2 [1.58]	28.58 [1.125]	387244104	387294904
05	49.7 [1.96]	38.10 [1.500]	387244105	387244905
06	59.2 [2.33]	47.63 [1.875]	387244106	387244906
07	68.8 [2.71]	57.15 [2.250]	387244107	387244907
08	78.3 [3.08]	66.68 [2.625]	387244108	387244908
09	87.8 [3.46]	76.20 [3.000]	387244109	387244909
10	97.3 [3.83]	85.73 [3.375]	387244110	387244910
11	106.9 [4.21]	95.25 [3.750]	387244111	387244911
12	116.4 [4.58]	104.78 [4.125]	387244112	387244912
13	125.9 [4.96]	114.30 [4.500]	387244113	387244913
14	135.4 [5.33]	123.83 [4.875]	387244114	387244914
15	145.0 [5.71]	133.35 [5.250]	387244115	387244915
16	154.5 [6.08]	142.88 [5.625]	387244116	387244916



ISOMETRIC VIEW
SCALE 1:1
3 CIRCUIT SHOWN



- NOTES:
1. MATERIAL: SEE TABLE
 2. FINISHES: SEE TABLE
 3. PRODUCT SPECIFICATION: NOT REQUIRED
 4. PACKAGING: NOT REQUIRED
 5. MATES WITH: NONE
 6. "XX" REFERS TO THE QUANTITY OF CIRCUITS.
 7. ALL COMPONENTS ARE ROHS COMPLIANT.

ITEM	QTY	DESCRIPTION	MATERIAL	FINISH
4	XX	SCREW W/WASHER, #6-32X.250, PANHD, PH-SL	STEEL	ZN, CLEAR CHROMATE
3	XX	SCREW, #6-32X.250, BHD, PHL-SLOT	STEEL	ZN, CLEAR CHROMATE
2	XX	TERMINAL, PC	BRASS	TIN PLATE
1	1	INSULATOR, SR, CS, MOLDED, -C	PBT	BLACK

INITIAL RELEASE EC NO: ETC2006-0335 DRWNG:YORK 2006/03/27 CHKD:RDEROSS 2006/03/31 APPR:RDEROSS 2006/03/31	QUALITY SYMBOLS ▽=0 ▽=0	GENERAL TOLERANCES (UNLESS SPECIFIED)		DIMENSION STYLE MM/IN		SCALE 2:1	DESIGN UNITS INCH	THIRD ANGLE PROJECTION																												
		<table border="1"> <thead> <tr> <th></th> <th>mm</th> <th>INCH</th> </tr> </thead> <tbody> <tr> <td>4 PLACES</td> <td>± ---</td> <td>±.0015</td> </tr> <tr> <td>3 PLACES</td> <td>± 0.038</td> <td>±.005</td> </tr> <tr> <td>2 PLACES</td> <td>± 0.13</td> <td>±.01</td> </tr> <tr> <td>1 PLACE</td> <td>± 0.3</td> <td>± ---</td> </tr> </tbody> </table>			mm	INCH	4 PLACES	± ---	±.0015	3 PLACES	± 0.038	±.005	2 PLACES	± 0.13	±.01	1 PLACE	± 0.3	± ---	<table border="1"> <thead> <tr> <th>DRAWN BY</th> <th>DATE</th> </tr> </thead> <tbody> <tr> <td>C. YORK</td> <td>2006/03/24</td> </tr> <tr> <th>CHECKED BY</th> <th>DATE</th> </tr> <tr> <td>RDEROSS</td> <td>2006/03/24</td> </tr> <tr> <th>APPROVED BY</th> <th>DATE</th> </tr> <tr> <td>RDEROSS</td> <td>2006/03/24</td> </tr> </tbody> </table>		DRAWN BY	DATE	C. YORK	2006/03/24	CHECKED BY	DATE	RDEROSS	2006/03/24	APPROVED BY	DATE	RDEROSS	2006/03/24	TITLE SR BTS, PC, CS ASSY 9.53 MM [.375] CENTERS			
			mm	INCH																																
		4 PLACES	± ---	±.0015																																
3 PLACES	± 0.038	±.005																																		
2 PLACES	± 0.13	±.01																																		
1 PLACE	± 0.3	± ---																																		
DRAWN BY	DATE																																			
C. YORK	2006/03/24																																			
CHECKED BY	DATE																																			
RDEROSS	2006/03/24																																			
APPROVED BY	DATE																																			
RDEROSS	2006/03/24																																			
DRAFT WHERE APPLICABLE MUST REMAIN WITHIN DIMENSIONS		MATERIAL NO. SEE CHART		DOCUMENT NO. SD-38724-002		MOLEX INCORPORATED SHEET NO. 1 OF 1																														