

Printed-circuit board connector - DFK-PCV 5/ 5-GF-7,62 - 1716425

Please be informed that the data shown in this PDF Document is generated from our Online Catalog. Please find the complete data in the user's documentation. Our General Terms of Use for Downloads are valid (<http://download.phoenixcontact.com>)

Header, Nominal current: 41 A, Rated voltage (III/2): 630 V, Number of positions: 5, Pitch: 7.62 mm, Color: green, Contact surface: Tin, Assembly: Soldering



The figure shows a 5-pos. version of the product

Product Features

- Panel thickness of 1 mm to 3 mm
- Mounted on the housing panel by means of tool-free snap-lock mechanism or conventional screw connection
- Feed-through headers for use in combination with all PC 5 plugs
- For soldering onto the PCB



Key commercial data

Packing unit	1 pc
Minimum order quantity	10 pc
Weight per Piece (excluding packing)	22.22 GRM
Custom tariff number	85366990
Country of origin	Poland

Technical data

Dimensions

Length	19.54 mm
Pitch	7.62 mm
Dimension a	30.48 mm
Pin dimensions	0,8 x 1,0
Pin spacing	7.62 mm
Hole diameter	1.3 mm

General

Range of articles	DFK-PCV 5/...-GF
-------------------	------------------

Printed-circuit board connector - DFK-PCV 5/ 5-GF-7,62 - 1716425

Technical data

General

Insulating material group	I
Rated surge voltage (III/3)	6 kV
Rated surge voltage (III/2)	6 kV
Rated surge voltage (II/2)	6 kV
Rated voltage (III/3)	500 V
Rated voltage (III/2)	630 V
Rated voltage (II/2)	800 V
Connection in acc. with standard	EN-VDE
Nominal current I _N	41 A
Maximum load current	41 A
Insulating material	PA
Inflammability class according to UL 94	V0
Color	green
Number of positions	5

Classifications

eCl@ss

eCl@ss 4.0	272607xx
eCl@ss 4.1	27260701
eCl@ss 5.0	27260701
eCl@ss 5.1	27141190
eCl@ss 6.0	27260704
eCl@ss 7.0	27440402
eCl@ss 8.0	27440402

ETIM

ETIM 3.0	EC001121
ETIM 4.0	EC002637
ETIM 5.0	EC002637

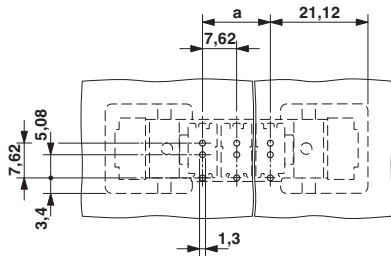
UNSPSC

UNSPSC 6.01	30211810
UNSPSC 7.0901	39121409
UNSPSC 11	39121409
UNSPSC 12.01	39121409
UNSPSC 13.2	39121409

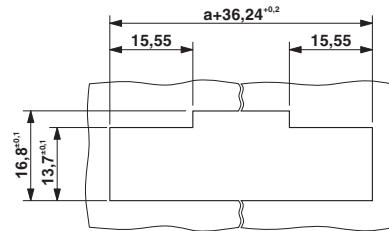
Printed-circuit board connector - DFK-PCV 5/ 5-GF-7,62 - 1716425

Drawings

Drilling diagram

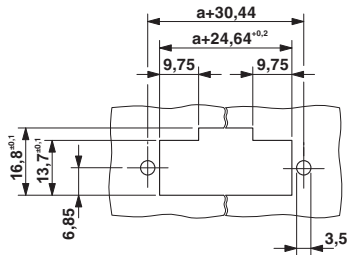


Dimensioned drawing



Sheet metal cutout for snap-on.

Dimensioned drawing



Sheet metal cutout for screw connection.

Dimensioned drawing

