

# "High Frequency Ceramic Solutions"

**2450 / 5400 MHz Diplexer**

**P/N 2450DP15H5400**

Detail Specification: 12/16/2011

Page 1 of 2

## General Specifications

<b>Part Number</b>	2450DP15H5400
--------------------	---------------

Passband (MHz)	Insertion Loss	Attenuation I	Attenuation II	Return Loss
2400 - 2500	0.7 max	18 min @ 4.8 ~ 6.0 GHz	18 min @ 7.2 ~ 7.5 GHz	9.5 min.
4900 - 5900	1.0 max	19 min @ 1.8 ~ 2.5 GHz	25 ref. @ 10.3 ~ 10.7 GHz	9.5 min.

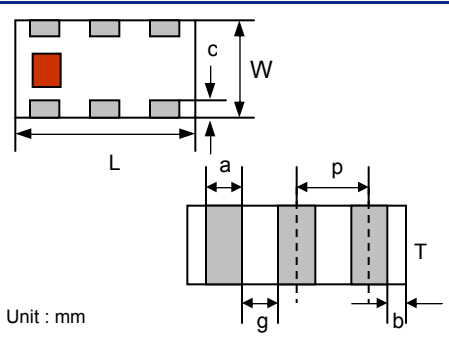
<b>Input Power</b>	2 Watts max.	<b>Storage Temp</b>	+5 ~ +35°C, Humidity: 45~75%RH, 18 mos. Max
<b>Impedance</b>	50 Ω		
<b>Operating Temp</b>	-40 to +85°C	<b>Reel Quantity</b>	4000

<b>Packaging Style*</b>	Bulk	Suffix = S	Eg. 5400BL15B200S
	T & R	Suffix = E	Eg. 5400BL15B200E
	T & R (Reverse)	Suffix = R	Eg. 5400BL15B200R
<b>Termination Style</b>	100% Tin	Suffix = None	Eg. 5400BL15B200(E or S)
	Tin / Lead	Please consult Factory	

\*<http://johansontechnology.com/en/integrated-passives/integrated-passive-tape-a-reel-packaging.html>

## Mechanical Dimensions

	In	mm
L	0.079 ± 0.004	2.00 ± 0.10
W	0.049 ± 0.004	1.25 ± 0.10
T	0.022 ± 0.004	0.55 ± 0.10
a	0.012 ± 0.004	0.30 ± 0.10
b	0.008 ± 0.004	0.20 ± 0.10
c	0.012 +.004/-.008	0.30 +0.1/-0.2
g	0.014 ± 0.004	0.35 ± 0.10
p	0.026 ± 0.002	0.65 ± 0.05



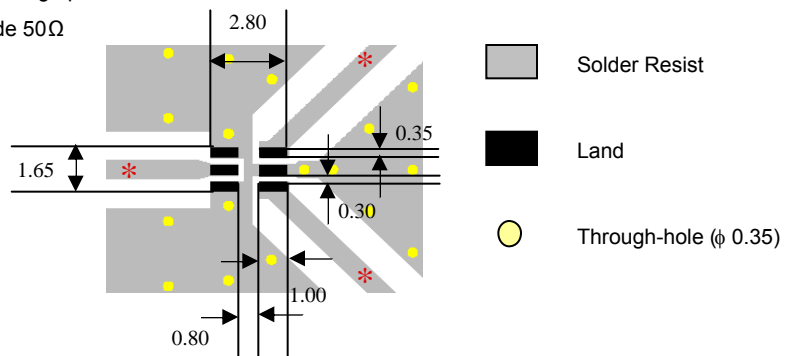
Terminal Configuration	
No.	Function
1	Higher Freq. Port (P1)
2	GND
3	Lower Freq. Port (P3)
4	GND
5	Common Port (P2)
6	GND

## Mounting Considerations

Mount these devices with brown mark facing up.

Line width should be designed to provide 50Ω impedance matching characteristics.

Units: mm



Johanson Technology, Inc. reserves the right to make design changes without notice.

All sales are subject to Johanson Technology, Inc. terms and conditions.



[www.johansontechnology.com](http://www.johansontechnology.com)

4001 Calle Tecate • Camarillo, CA 93012 • TEL 805.389.1166 FAX 805.389.1821

2011 Johanson Technology, Inc. All Rights Reserved

# "High Frequency Ceramic Solutions"

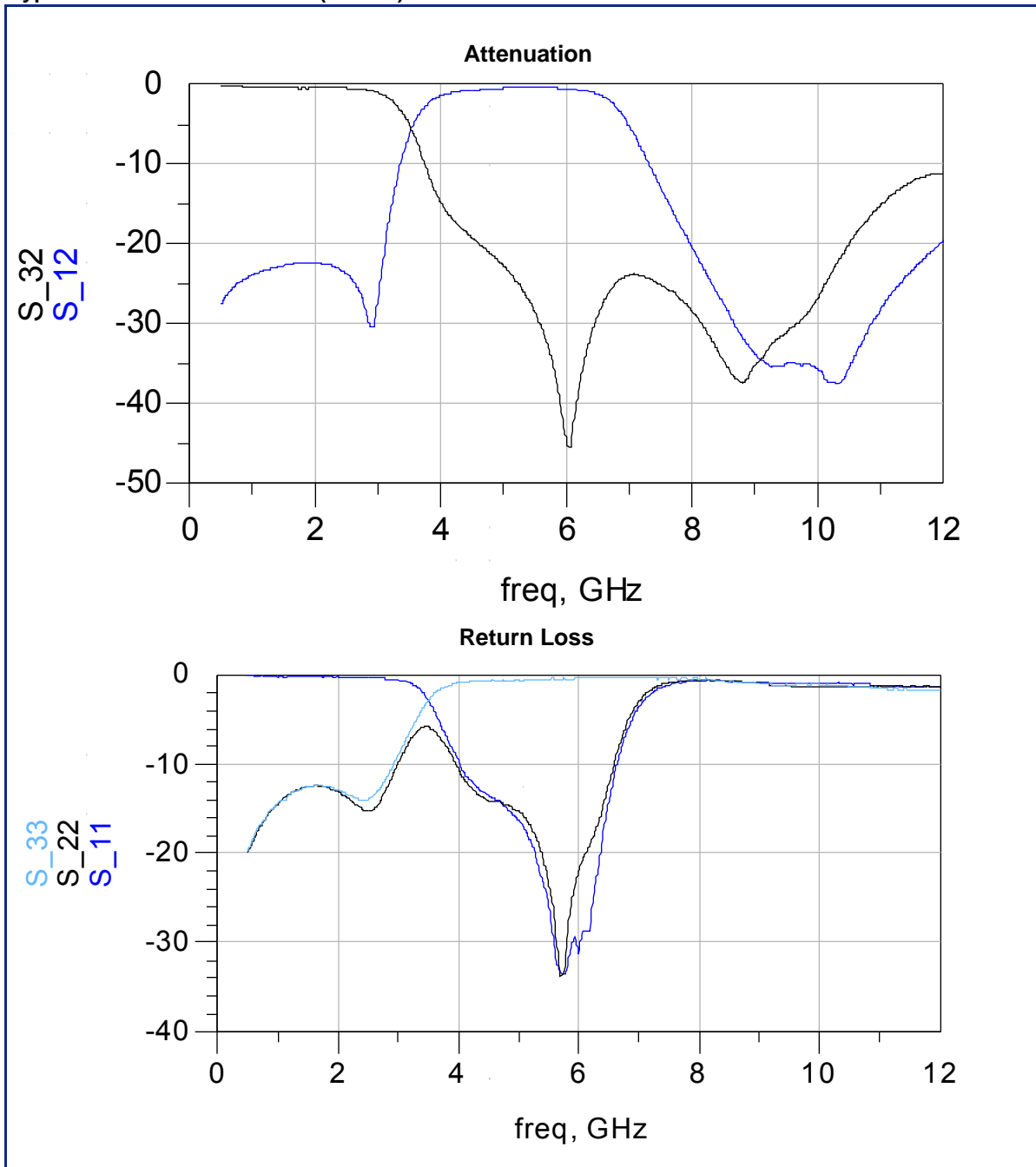
2450 / 5400 MHz Diplexer

P/N 2450DP15H5400

Detail Specification: 12/16/2011

Page 2 of 2

Typical Electrical Performance (T=25°C)



Johanson Technology, Inc. reserves the right to make design changes without notice.

All sales are subject to Johanson Technology, Inc. terms and conditions.



[www.johansontechnology.com](http://www.johansontechnology.com)

4001 Calle Tecate • Camarillo, CA 93012 • TEL 805.389.1166 FAX 805.389.1821

2011 Johanson Technology, Inc. All Rights Reserved