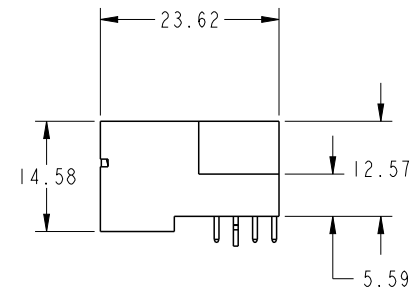
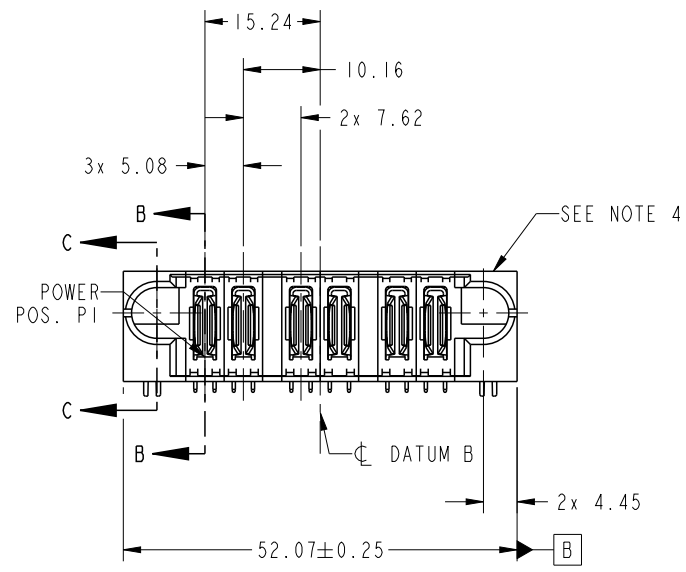


PRODUCT NO.	POWER			POWER				
	E1	P1	P2	P3	P4	P5	P6	E2
51939-865-- NOTE 3		PA	PA	PA	PA	PA	PA	



Copyright FCI.

CODE	DIM "M" MATING LENGTH	CONTACT TYPE
PA	[N/A]	POWER
HA	[N/A]	HOLD-DOWN

spec ref	*	dr	De-Ming Lu	2014/04/22	projection 	MM ←→	size	A4	scale	1:1
tolerance std	TOLERANCES UNLESS OTHERWISE SPECIFIED	eng	De-Ming Lu	2014/05/14			ecn no	ELX-DG-17677-1		
ASME Y14.5		chr	-	-				rel level	Released	
surface	linear	0.X	±0.5	FCI	title	6P	dwg no	51939-865	rev	B
ASME Y14.5		0.XX	±0.25							
	angular	0°	±2°							

PrdE File - REV C - 2009-06-09

PRODUCT NUMBER

51939-865--
NOTE: 3

A

B

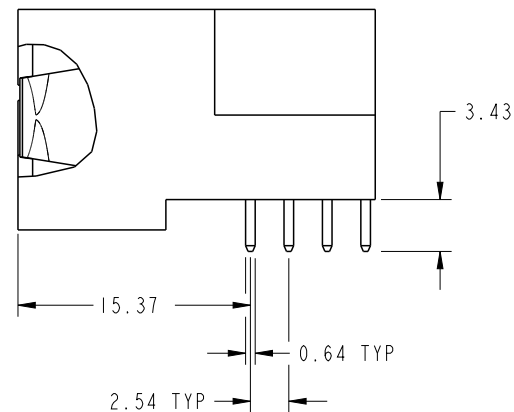
C

D

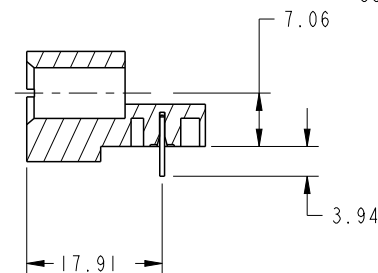
2

3

4



BROKEN-OUT SECTION B-B
SCALE 2:1



SECTION C-C

dr	De-Ming Lu	2014/04/22	projection 	MM 	size	A4	scale	1:1
eng	De-Ming Lu	2014/05/14			ecn no	ELX-DG-17677-1		
chr	-	-			rel level	Released		
appr	Pei-Ming Zheng	2014/05/15	product family	PwrBlade				
		title 6P RIGHT ANGLE SOLDER HEADER	dwg no 51939-865	rev B				
www.fci.com		cat. no.	Product - Customer Drw			sheet 2 of 4		

2

3

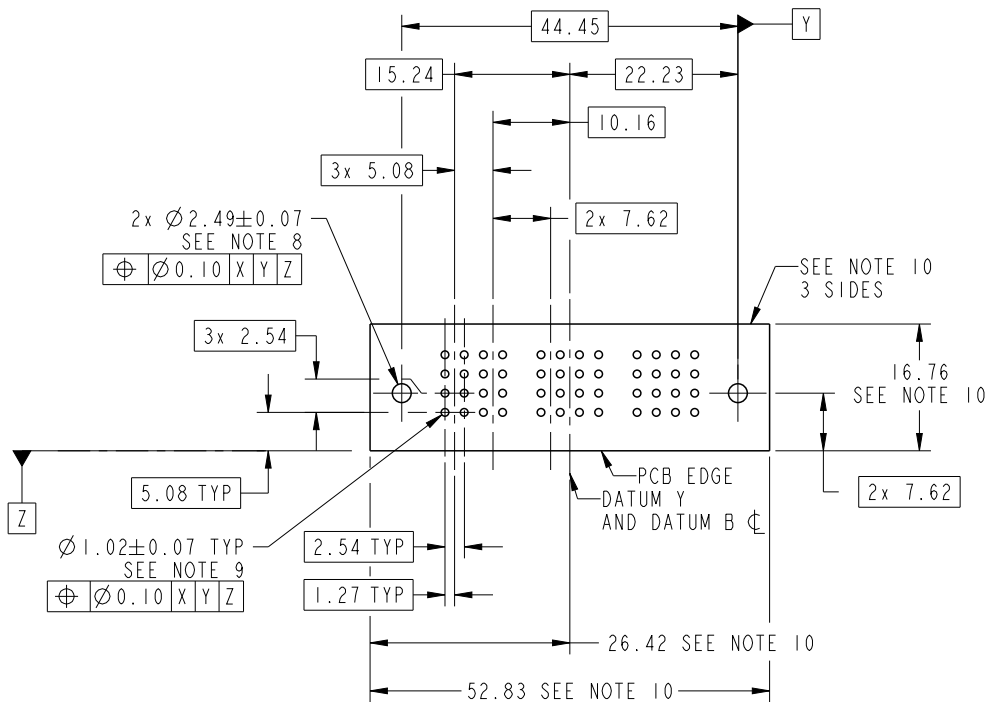
4



Copyright FCI.

PRODUCT NUMBER

51939-865__
NOTE: 3



RECOMMENDED PCB LAYOUT

dr	De-Ming Lu	2014/04/22	projection 	MM 	size	A4	scale	1:1	
eng	De-Ming Lu	2014/05/14			ecn no	ELX-DG-17677-1			
chr	-	-			rel level	Released			
appr	Pei-Ming Zheng	2014/05/15	product family	PwrBlade					
		title	6P RIGHT ANGLE SOLDER HEADER		dwg no	51939-865		rev	B
www.fci.com		cat. no.	-		Product - Customer Drw			sheet 3 of 4	

PRODUCT NUMBER

51939-865__
NOTE: 3

NOTES:

1. DIMENSIONS AND TOLERANCES ARE IN ACCORDANCE WITH ASME Y14.5M, 1994 UNLESS OTHERWISE SPECIFIED.

CONNECTOR NOTES:

- 2. HOUSING MATERIAL: UL 94 V-0 GLASS FILLED HIGH-TEMP THERMOPLASTIC
POWER CONTACT MATERIAL: COPPER ALLOY
SIGNAL PIN MATERIAL: COPPER ALLOY
- 3. SEE ITEM 1 & 2 IN PRINT 10064183 FOR PLATING SPEC OF 51939-865 AND 51939-865LF RESPECTIVELY.
- 4. MANUFACTURER'S NAME, DATE CODE AND OPTIONAL P/N TO APPEAR ON THIS SURFACE. THE MARK CAN BE OMITTED IF THERE IS NOT ENOUGH SPACE ON THIS SURFACE.
- 5. PRODUCT SPECIFICATION GS-12-149.
APPLICATION SPECIFICATION BUS-20-067.
- 6. PACKAGED IN TRAYS.

PCB NOTES:

- 7. ALL HOLE DIAMETERS ARE FINISHED HOLE SIZE.
- 8. MOUNTING HOLES, WHERE APPLICABLE, ARE UNPLATED.
- 9. $\varnothing 1.151 \pm 0.025$ DRILLED HOLES PLATED WITH
0.008 MIN SnPb OR Sn OVER 0.03
TO 0.08 Cu PLATING TO ACHIEVE
 $\varnothing 1.02 \pm 0.07$ HOLE.
- 10. CONNECTOR KEEP-OUT ZONE.

dr	De-Ming Lu	2014/04/22	projection 	MM 	size	A4	scale	1:1		
eng	De-Ming Lu	2014/05/14			ecn no	ELX-DG-17677-1				
chr	-	-			product family	PwrBlade	rel level	Released		
appr	Pei-Ming Zheng	2014/05/15			title	6P RIGHT ANGLE SOLDER HEADER	dwg no	51939-865	rev	B
www.fci.com		cat. no.	-	Product - Customer Drw			sheet 4 of 4			



Copyright FCI.