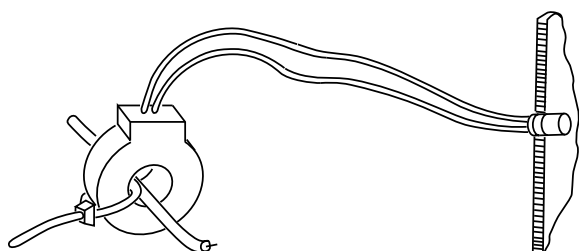


Low Cost Remote Current Indicator

CR2550 Series

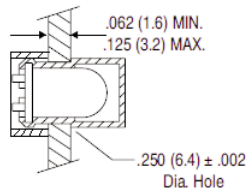
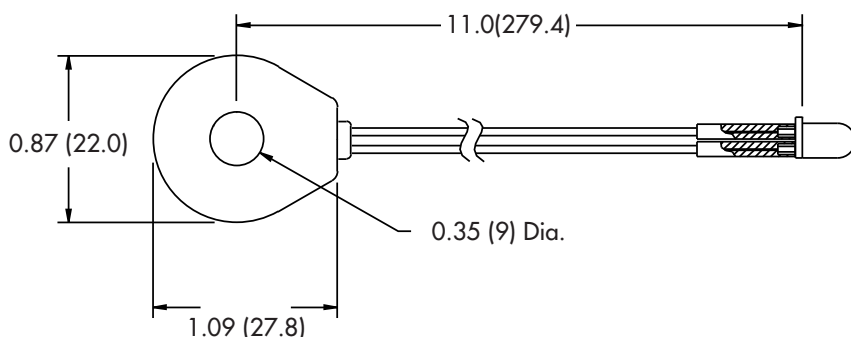


PART NUMBERS		
Part Number	LED Color	Turn On Point (1 pass)
CR2550-R	Red	0.75 AAC
CR2550-G	Green	1.5 AAC
CR2550-B	Blue	1.0 AAC
CR2550-W	White	0.75 AAC
CR2550-Y	Yellow	1.0 AAC
CR2550-A	Amber	1.5 AAC

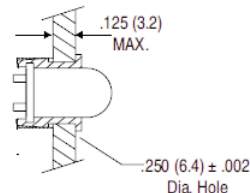


Typical Installation

-Available in Custom Lengths
Contact Factory for details



TWO PEICE LENS MOUNTING



ONE PEICE MOUNTING CLIP

The **CR2550** Series Remote Current Indicators are designed as a low cost method for providing a visual indication of electrical current flow. The current-carrying wire is routed through the window opening in the current sensing transformer. Attached to the transformer is a high efficiency, bi-polar LED that illuminates when the current is above the turn-on point. The indicator is available as standard with an 11 inch long lead and a red, green, blue, white, amber or yellow LED indicator.

Applications

- Monitor Status of Heater Elements
- Observe Remote Loads
- Indicate Phase Loss
- Monitor Motor Operation

Features

- Self Powered
- Red, Green, Blue, White, Yellow and Amber Indicators
- Low fixed trip point
- Low Cost for high Volume OEM Applications

Specifications

- 20 AAC Max, 600 VAC Max rating
- Thermoplastic Case Material
- 14.2 g / 0.5 oz weight
- 50 - 400 Hz Bandwidth
- 30°C to +60°C Operating Temperature
- 55°C to +85°C Storage Temperature
- T-1^{3/4}, Bipolar, Red/Red or Green/Green Diffused, Indicator is supplied with LED attached to current sensing transformer. Supplied with both one-piece press in lens and two-piece mounting clip.
- Weight 0.03 LBS.

Regulatory Agencies



3500 Scarlet Oak Blvd. St. Louis MO USA 63122 V: 636-343-8518 F: 636-343-5119

Web: <http://www.crmagnetics.com>

79

E-mail: sales@crmagnetics.com