

Safety relays - PSR-SPP- 24UC/ESA4/2X1/1X2 - 2963938

Please be informed that the data shown in this PDF Document is generated from our Online Catalog. Please find the complete data in the user's documentation. Our General Terms of Use for Downloads are valid (<http://phoenixcontact.com/download>)



Safety relay for emergency stop and safety door monitoring up to SIL 3 or Cat. 4, PL e according to EN ISO 13849, 1 or 2-channel operation, 2 enabling current paths, nominal input voltage: 24 V AC/DC, plug-in spring-cage terminal block


The figure shows a version with a screw connection

Why buy this product

- Up to Cat.4/PL e according to EN ISO 13849-1, SILCL 3 according to EN 62061, SIL 3 according to IEC 61508
- Single and two-channel control
- 2 enabling current paths, 1 signaling current path



Key Commercial Data

Packing unit	1 STK
GTIN	 4 017918 904777
GTIN	4017918904777

Technical data

Note

Utilization restriction	EMC: class A product, see manufacturer's declaration in the download area
-------------------------	---

Dimensions

Width	22.5 mm
Height	112 mm
Depth	114.5 mm

Ambient conditions

Ambient temperature (operation)	-20 °C ... 55 °C
Ambient temperature (storage/transport)	-40 °C ... 70 °C
Max. permissible relative humidity (operation)	75 % (on average, 85% infrequently, non-condensing)
Max. permissible humidity (storage/transport)	75 % (on average, 85% infrequently, non-condensing)

Safety relays - PSR-SPP- 24UC/ESA4/2X1/1X2 - 2963938

Technical data

Ambient conditions

Maximum altitude	≤ 2000 m (Above sea level)
------------------	----------------------------

Input data

Nominal input voltage U_N	24 V AC/DC
Input voltage range in reference to U_N	0.85 ... 1.1
Typical input current at U_N	140 mA AC
	65 mA DC
Voltage at input/start and feedback circuit	approx. 24 V DC
Typical response time	100 ms (automatic start)
Typical release time	45 ms (single-channel)
	10 ms (two-channel)
Concurrence input 1/2	∞
Recovery time	1 s
Operating voltage display	Green LED
Status display	Green LED
Protective circuit	Surge protection Suppressor diode
Max. permissible overall conductor resistance	approx. 50 Ω (Input and start circuits at U_N)

Output data

Contact type	2 enabling current paths
	1 signaling current path
Contact material	AgSnO ₂ , + 0.2 μ m Au
Maximum switching voltage	250 V AC/DC
Minimum switching voltage	15 V AC/DC
Limiting continuous current	6 A (N/O contact)
Maximum inrush current	6 A
Inrush current, minimum	25 mA
Sq. Total current	$72 \text{ A}^2 (I_{TH}^2 = I_1^2 + I_2^2)$
Interrupting rating (ohmic load) max.	144 W (24 V DC, $\tau = 0$ ms)
	288 W (48 V DC, $\tau = 40$ ms)
	77 W (110 V DC, $\tau = 0$ ms)
	88 W (220 V DC, $\tau = 0$ ms)
	1500 VA (250 V AC, $\tau = 0$ ms)
Maximum interrupting rating (inductive load)	48 W (24 V DC, $\tau = 40$ ms)
	40 W (48 V DC, $\tau = 40$ ms)
	35 W (110 V DC, $\tau = 40$ ms)
	35 W (220 V DC, $\tau = 40$ ms)
Switching capacity min.	0.4 W
Mechanical service life	approx. 10^7 cycles
Switching capacity (360/h cycles)	6 A (24 V DC)
	5 A (230 V AC)

Safety relays - PSR-SPP- 24UC/ESA4/2X1/1X2 - 2963938

Technical data

Output data

Output fuse	10 A gL/gG NEOZED (N/O contact)
	6 A gL/gG NEOZED (N/C contact)

General

Relay type	Electromechanical relay with forcibly guided contacts in accordance with EN 50205
Nominal operating mode	100% operating factor
Net weight	193.9 g
Mounting position	any
Mounting type	DIN rail mounting
Degree of protection	IP20
	IP54
Min. degree of protection of inst. location	IP54
Housing color	yellow

Connection data

Connection method	Spring-cage connection
pluggable	Yes
Conductor cross section solid min.	0.2 mm ²
Conductor cross section solid max.	1.5 mm ²
Conductor cross section flexible min.	0.2 mm ²
Conductor cross section flexible max.	1.5 mm ²
Conductor cross section AWG min.	24
Conductor cross section AWG max.	16
Stripping length	8 mm

Safety-related characteristic data

Stop category	0
Designation	IEC 61508 - High demand
Safety Integrity Level (SIL)	3
Designation	IEC 61508 - Low demand
Safety Integrity Level (SIL)	3
Designation	EN ISO 13849
Performance level (PL)	e
Category	4
Designation	EN 62061
Safety Integrity Level Claim Limit (SIL CL)	3

Standards and Regulations

Designation	Air clearances and creepage distances between the power circuits
Standards/regulations	DIN EN 50178/VDE 0160
Rated insulation voltage	250 V
Rated surge voltage/insulation	6 kV / Safe isolation, increased insulation

Safety relays - PSR-SPP- 24UC/ESA4/2X1/1X2 - 2963938

Technical data

Standards and Regulations

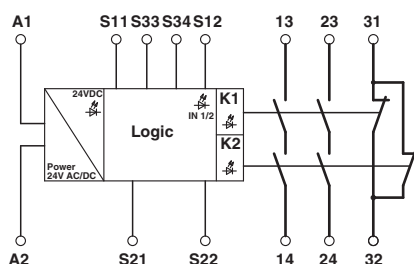
Degree of pollution	2
Overvoltage category	III
Shock	15g
Vibration (operation)	10 Hz ...150 Hz, 2g

Environmental Product Compliance

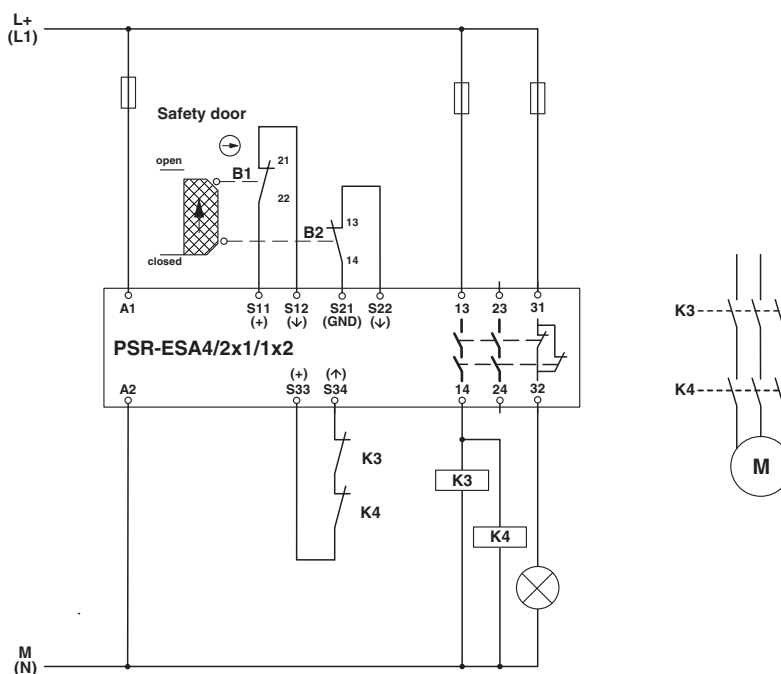
China RoHS	Environmentally friendly use period: unlimited = EFUP-e
	No hazardous substances above threshold values

Drawings

Circuit diagram



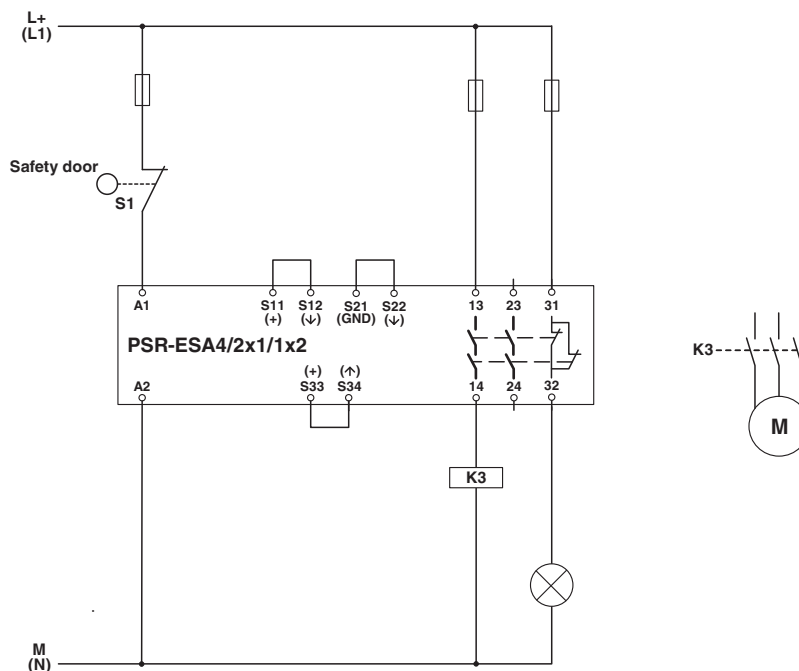
Circuit diagram



Two-channel safety door monitoring

Safety relays - PSR-SPP- 24UC/ESA4/2X1/1X2 - 2963938

Circuit diagram



Single-channel safety door monitoring

Approvals

Approvals

Approvals

Functional Safety / EAC / UL Listed / cUL Listed / Functional Safety / Functional Safety / cULus Listed

Ex Approvals

Approval details

Functional Safety		968/EZ 404.02/15
-------------------	--	------------------

EAC		RU C- DE.A*30.B.01082
-----	--	--------------------------

Safety relays - PSR-SPP- 24UC/ESA4/2X1/1X2 - 2963938

Approvals

UL Listed		http://database.ul.com/cgi-bin/XYV/template/LISEXT/1FRAME/index.htm	FILE E 140324
cUL Listed		http://database.ul.com/cgi-bin/XYV/template/LISEXT/1FRAME/index.htm	FILE E 140324
Functional Safety			01/205/0652.01/15
Functional Safety			968/EZ 404.02/15
cULus Listed			

Phoenix Contact 2018 © - all rights reserved
<http://www.phoenixcontact.com>

PHOENIX CONTACT GmbH & Co. KG
Flachsmarktstr. 8
32825 Blomberg
Germany
Tel. +49 5235 300
Fax +49 5235 3 41200
<http://www.phoenixcontact.com>