


Power OFF-delay TIMER

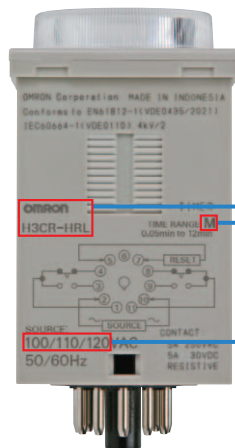
Order Code

H3CR-HRL AC100-120 M


Dimensions (Unit: mm)



Front



Top view

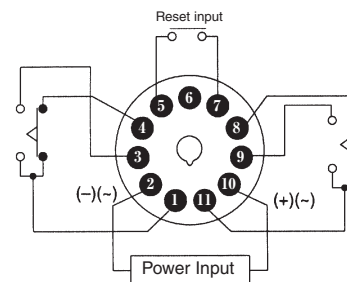


Side view

There is a case that the marks of Approval are updated.

Pin Connection

H3CR-HRL (Contact Output)




Note: Leave terminal 6 open.

Technical criteria

Rated supply voltage	100 to 120 VAC (50/60 Hz)
Power On time	2 s min
Operating Temperature	-10 to 55 °C
Reset Input type	No-voltage input
Reset input time	0.05 s min
Output	Contact Output: Instantaneous operation/Time-limit reset/Forced reset (DPDT) 5A at 250 VAC/30 VDC, 0.15A at 125 VDC, resistive load (cosφ = 1) Minimum applied load: 10mA at 5 VDC (failure level: P, reference value) Contact materials: Ag-alloy
Accuracy of operating Time	±0.2% FS max. (±0.2% FS ±10 ms max. in ranges of 0.6 and 1.2 s)
Setting error	±5% FS ±50 ms max.
Operation start voltage	30% max. of rated voltage
Influence of voltage	±0.2% FS max. (±0.2% FS ±10 ms max. in ranges of 0.6 and 1.2 s)
Influence of temperature	±1% FS max. (±1% FS ±10 ms max. in ranges of 0.6 and 1.2 s)
Operating mode	Power OFF-delay with a reset input
Safety Standards	UL 508, CSA C22.2 No.14 CCC CE Marking under EN 61812-1, IEC 60664-1 Marine Approvals (NK, Lloyds)

For the most recent information on models that have been certified for safety standards, refer to your OMRON website.

Nomenclature

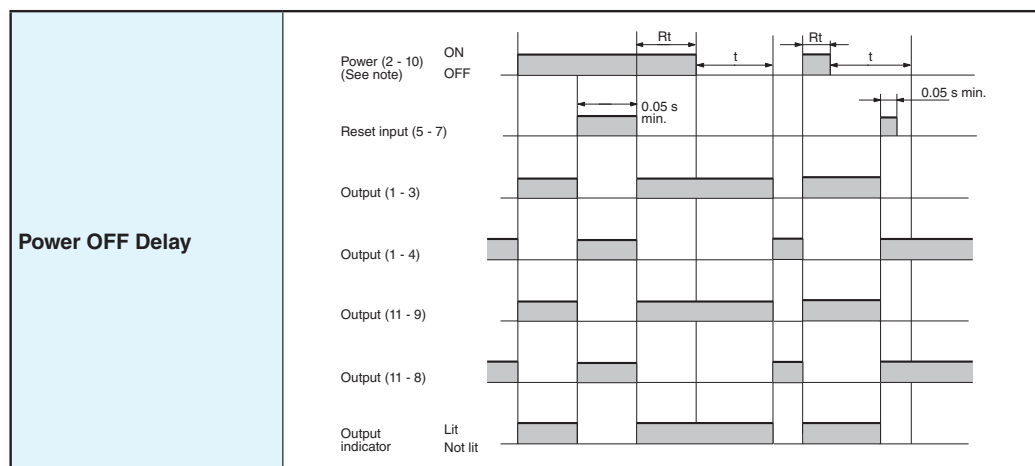


Time range

Scale number (max.)	Time unit	M-series min (minute)
0.6	Set time range	0.05 to 0.6
1.2		0.12 to 1.2
6		0.6 to 6
12		1.2 to 12
Min. power ON time		2 s min.
Time-up operation repeat period		3 s min.
Forced-reset repeat period		3 s min.

Note: 1. If the above minimum power ON time is not secured, the H3CR may not operate. Be sure to secure the above minimum power ON time.
 2. Do not use the Timer with a repeat period of less than 3 s. Doing so may result in abnormal heating or burning.

Timing Chart



t: Set time

Rt: Minimum power ON time (2 s min.)

If the power ON time is less than this value, the Timer may not operate (i.e., output may not turn ON).

Note: If the power is turned ON until the set time is up, the timer will be retrigged.

Accessories

DIN rail Mount Socket P2CF-08-E/P2CF-11-E	On-panel Mount Socket P3G-08/P3GA-11	On-panel Mounting Adaptor Y92F-30	Hard protect Cover Y92A-48B	Water Proof Cover (IP66) Y92A-48N
---	--	---	---	---

OMRON Corporation Industrial Automation Company
 Kyoto, JAPAN

Contact: www.ia.omron.com

Regional Headquarters

OMRON EUROPE B.V.

Wegalaan 67-69, 2132 JD Hoofddorp
 The Netherlands
 Tel: (31) 2356-81-300/Fax: (31) 2356-81-388
<https://industrial.omron.eu/en/home>

OMRON ELECTRONICS

Burhaniye Mah. Tunuslu Mahmut Paşa Cad. No:10
 34676 Üsküdar, İstanbul
 Tel: (90) 216-556-5130/Fax: (90) 216-556-5160
<https://industrial.omron.com.tr>

© OMRON Corporation 2018 All Rights Reserved.
 In the interest of product improvement,
 specifications are subject to change without notice.

Cat. No. L183-E1-01

0318 (0318)