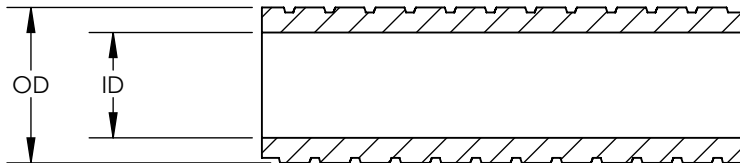
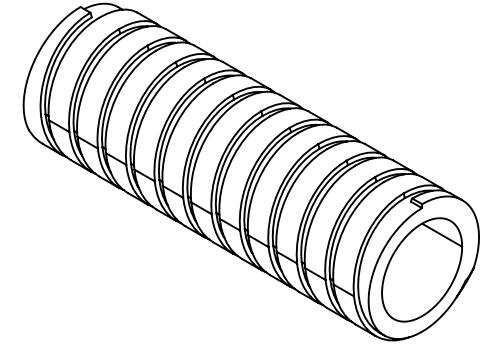
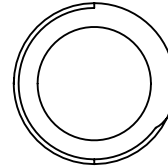
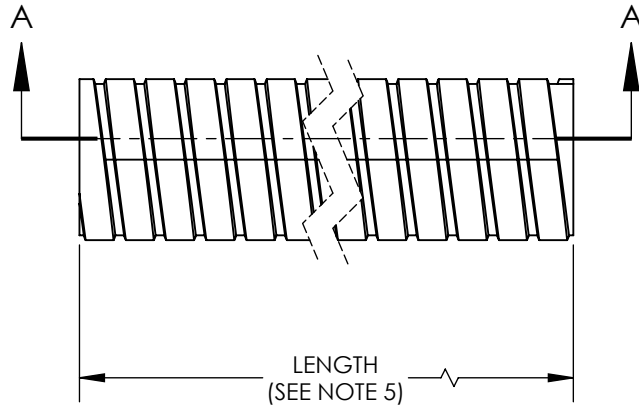


SW2014



Revision level			Revision Record	Changed	Date	Approved	Date
Drawing	State	Part					
00.0	Design Release		SEE ECN# 013638	GRW	11/30/2016	KAC	11/30/2016



SECTION A-A

NOTES:

1. FLAMMABILITY SELF EXTINGUISHING (EN 613861)
2. OPERATING TEMPERATURE +5° F TO +158° F (-15° C TO +70° C)
3. ROHS
4. USE WITH HELAGUARD FSU METALLIC FITTINGS FOR IP65 RATINGS
5. CONSULT FACTORY OR WEBSITE FOR AVAILABLE LENGTHS

Conduit Nominal Size		HellermannTyton Item Number	Man'f Part Reference	Outside Dimension (OD)		Inside Dimension (ID)		Minimum Bend Radius	
inches	mm			in	mm	in	mm	in	mm
5/16	12.0	FSU12B-25M	FSU12B	0.55	14.0	0.40	10.2	1.18	30
3/8	16.0	FSU16B-25M	FSU16B	0.67	17.0	0.51	13.0	1.57	40
1/2	20.0	FSU20B-25M	FSU20B	0.85	21.5	0.67	16.9	1.77	45
3/4	25.0	FSU25B-25M	FSU25B	1.02	26.0	0.83	21.1	2.17	55
1	32.0	FSU32B-25M	FSU32B	1.34	34.0	1.11	28.1	2.36	60
1-1/4	40.0	FSU40B-25M	FSU40B	1.75	44.5	1.48	37.6	3.15	80
1-1/2	50.0	FSU50B-25M	FSU50B	2.16	55.0	1.91	48.4	3.54	90
2	63.0	FSU63B-10M	FSU63B	2.54	64.5	2.26	57.5	4.53	115
2-3/4	75.0	FSU75B-10M	FSU75B	3.11	79.0	2.76	70.0	5.91	150

Material <b>GALVANIZED STEEL &amp; PVC</b>	Units: <b>inches</b>	The copyright of this drawing is reserved by HellermannTyton. It is issued on condition that it is not reproduced, copied, or disclosed to a third party, either wholly or in part, without the consent of HellermannTyton.	Drawn	GRW	11/30/2016	Article/Type-No <b>FSU SERIES</b>	Scale		
	Dimension without tolerances details to: .xxxx = ±.0005 .xxx = ±.005 .xx = ±.01 .x = ±.03 None = ±.06 ∠ = ±0.5° Dimension Formatted in/[mm]		Approved	KAC	11/30/2016		Title <b>HELAGUARD FLEXIBLE METALLIC GALVANIZED STEEL CONDUIT, PVC COVER</b>	Project Number <b>PRP 16-1648</b>	
	 North America Email: corp@htamericas.com Web: www.hellermann.tyton.com			Drawing-No	PRODUCTION : Phase		Format	AH	
				<b>16-1648-001-CSU</b>			Sheet	1/1	