



42BYG Stepper Motor

SKU:81042 Weight:290.00 Gram



Specifications :

PHASE : 2PHASE

STEP ANGLE : 1.8+5%/STEP

RATED VOLTAGE : 12V

CURRENT : 1.7A/PHASE

RESISTANCE : 1.5+10%/PHASE

INDUCTANCE : 2.8+20% mH/PHASE

HOLDING TORQUE : 40N.cm Min

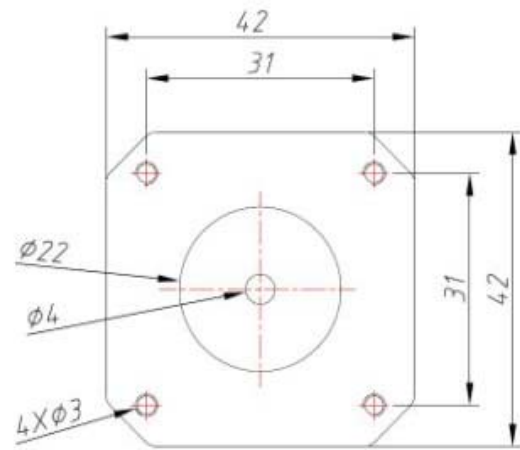
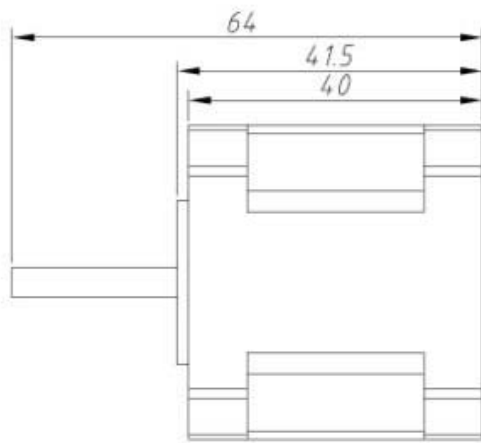
DETENT TORQUE : 2.2N.cm Max

INSULATION CLASS : B

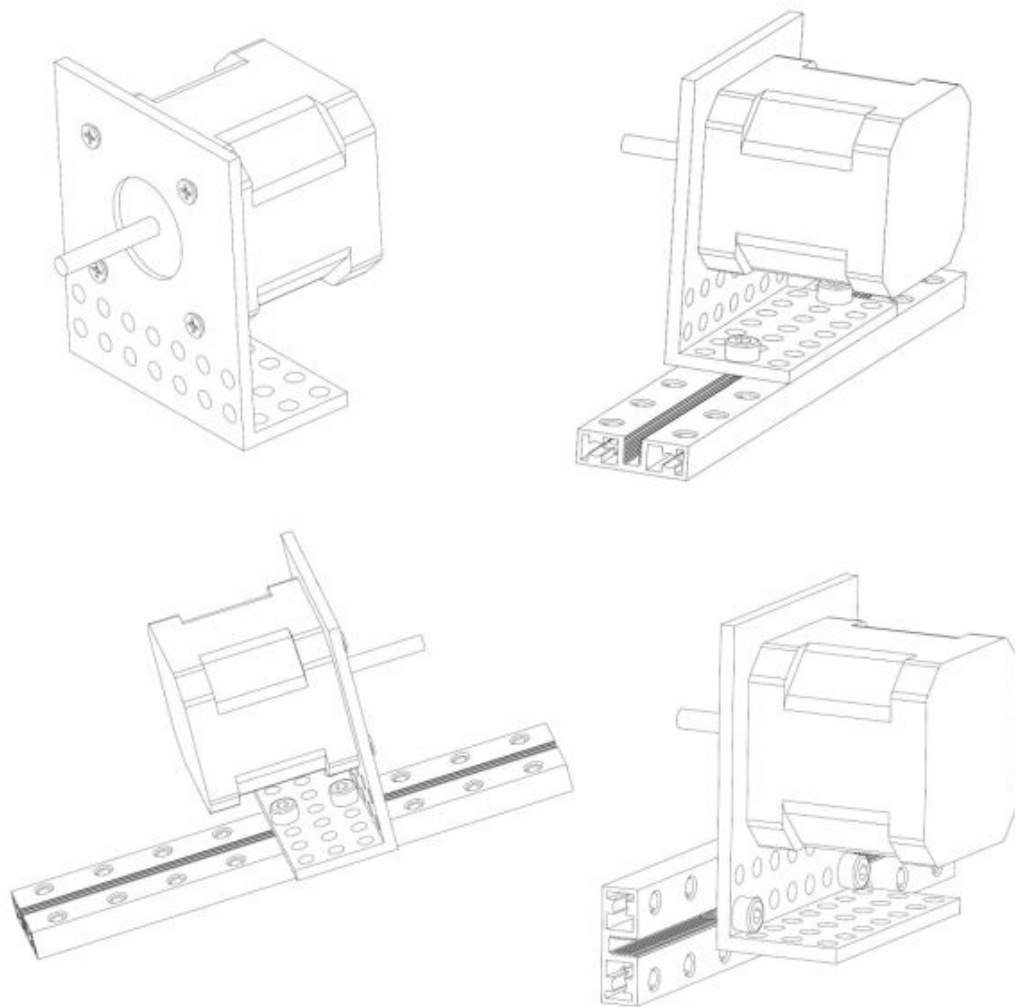
LEAD STYLE : AWG26 UL1007


ROTOR TORQUE : 54G.cm²

Size Charts:

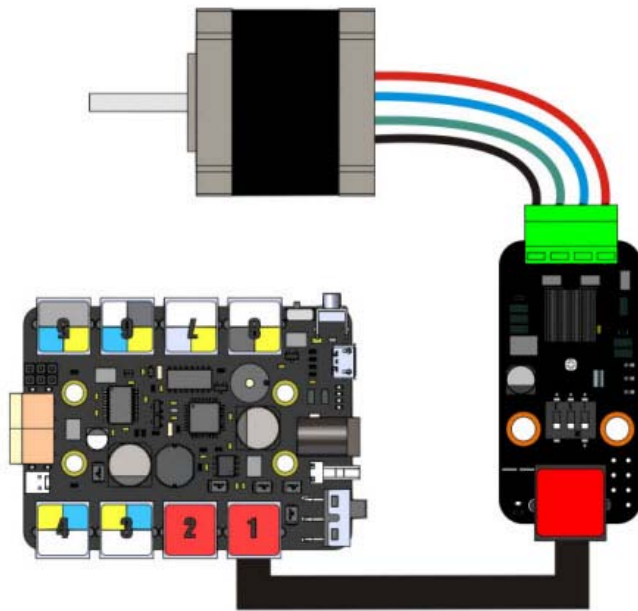


Demo:





The Stepper Motor Braket is not included.



Connection Type

May you are confusing about which color cable on the stepper motor should be connected to which port on the driver (A+,A-, B+,B-), Here is a guide of it

1. Ourstepper motorhas two phase. So it doesn't matter you change the connection order between phase A and phase B. Which I mean Black and Green could be connected to A orB, Red and Blue could be connected to B or A. And yes, it would change the motor direction.

2, And,

A+:Black A+:Green

A-:Green or A-: Black Both of the connection type are OK.

3, There is only one rule you need to follow, which is you can't mix them together.

For example, this kind of connection type is wrong, it would make damage to the motor.

A+:Red

A-: Black

B+:Blue

B-:Green