

## COMBI receptacle - PPC 1,5/S-NS/1-L GNYE - 3062139

Please be informed that the data shown in this PDF Document is generated from our Online Catalog. Please find the complete data in the user's documentation. Our General Terms of Use for Downloads are valid (<http://phoenixcontact.com/download>)



COMBI receptacle, Connection method: Push-in connection, Number of connections: 1, Number of positions: 3, Cross section: 0.14 mm<sup>2</sup> - 1.5 mm<sup>2</sup>, AWG: 26 - 14, Width: 3.5 mm, Height: 27.1 mm, Color: green-yellow, Mounting type: NS 35/15, NS 35/7,5

The figure shows a similar product

### Why buy this product

- For secure and space-saving accommodation of plug-in contacts in cable ducts and distributor shafts
- The Push-in technology COMBI couplings for self-assembly provide solutions that users can implement themselves
- Tested for railway applications



### Key Commercial Data

|              |               |
|--------------|---------------|
| Packing unit | 50 STK        |
| GTIN         |               |
| GTIN         | 4046356670715 |

### Technical data

#### General

|  |   |
|--|---|
| Number of positions                    | 3   |
| Number of levels                       | 1   |
| Number of connections                  | 1   |
| Potentials                             | 3   |
| Nominal cross section                  | 1.5 mm <sup>2</sup>                                       |
| Color                                  | green-yellow  |
| Insulating material                    | PA  |
| Flammability rating according to UL 94 | V0  |
| Area of application                    | Railway industry  |
|  | Machine building  |
|  | Plant engineering   |
| Maximum load current                   | 17.5 A (with 1.5 mm <sup>2</sup> conductor cross section) |
| Rated surge voltage                    | 6 kV  |

# COMBI receptacle - PPC 1,5/S-NS/1-L GNYE - 3062139

## Technical data

### General

|   |   |
|---|---|
| Degree of pollution   | 3   |
| Overvoltage category  | III   |
| Insulating material group   | I   |
| Maximum power dissipation for nominal condition                         | 0.56 W  |
| Maximum load current  | 17.5 A (with 1.5 mm <sup>2</sup> conductor cross section) |
| Nominal current I <sub>N</sub>  | 17.5 A  |
| Nominal voltage U <sub>N</sub>  | 500 V   |
| Open side panel   | Yes   |
| Relative insulation material temperature index (Elec., UL 746 B)        | 130 °C  |
| Temperature index of insulation material (DIN EN 60216-1 (VDE 0304-21)) | 130 °C  |
| Static insulating material application in cold                          | -60 °C  |
| Behavior in fire for rail vehicles (DIN 5510-2)                         | Test passed   |
| Flame test method (DIN EN 60695-11-10)                                  | V0  |
| Oxygen index (DIN EN ISO 4589-2)  | >32 %   |
| NF F16-101, NF F10-102 Class I  | 2   |
| NF F16-101, NF F10-102 Class F  | 2   |
| Surface flammability NFPA 130 (ASTM E 162)                              | passed  |
| Specific optical density of smoke NFPA 130 (ASTM E 662)                 | passed  |
| Smoke gas toxicity NFPA 130 (SMP 800C)                                  | passed  |
| Calorimetric heat release NFPA 130 (ASTM E 1354)                        | 28 MJ/kg  |
| Fire protection for rail vehicles (DIN EN 45545-2) R22                  | HL 1 - HL 3   |
| Fire protection for rail vehicles (DIN EN 45545-2) R23                  | HL 1 - HL 3   |
| Fire protection for rail vehicles (DIN EN 45545-2) R24                  | HL 1 - HL 3   |
| Fire protection for rail vehicles (DIN EN 45545-2) R26                  | HL 1 - HL 3   |

### Dimensions

|                  |         |
|------------------|---------|
| Width            | 3.5 mm  |
| End cover width  | 2.2 mm  |
| Length           | 43 mm   |
| Height           | 27.1 mm |
| Height NS 35/7,5 | 28.3 mm |
| Height NS 35/15  | 35.8 mm |
| Height NS 15     | 28.3 mm |
| Height           | 20.8 mm |
| Pitch            | 3.5 mm  |

### Connection data

|                                    |                      |
|------------------------------------|----------------------|
| Connection method                  | Push-in connection   |
| Connection in acc. with standard   | IEC 61984            |
| Conductor cross section solid min. | 0.14 mm <sup>2</sup> |
| Conductor cross section solid max. | 1.5 mm <sup>2</sup>  |

# COMBI receptacle - PPC 1,5/S-NS/1-L GNYE - 3062139

## Technical data

### Connection data

|  |                      |
|--|----------------------|
| Conductor cross section AWG min.   | 26                   |
| Conductor cross section AWG max.   | 14                   |
| Conductor cross section flexible min.                                      | 0.14 mm <sup>2</sup> |
| Conductor cross section flexible max.                                      | 1.5 mm <sup>2</sup>  |
| Min. AWG conductor cross section, flexible                                 | 26                   |
| Max. AWG conductor cross section, flexible                                 | 14                   |
| Conductor cross section flexible, with ferrule without plastic sleeve min. | 0.14 mm <sup>2</sup> |
| Conductor cross section flexible, with ferrule without plastic sleeve max. | 1.5 mm <sup>2</sup>  |
| Conductor cross section flexible, with ferrule with plastic sleeve min.    | 0.14 mm <sup>2</sup> |
| Conductor cross section flexible, with ferrule with plastic sleeve max.    | 1 mm <sup>2</sup>    |
| Stripping length   | 8 mm                 |
| Internal cylindrical gage  | A1 / B1              |

### Standards and Regulations

|  |           |
|--|-----------|
| Connection in acc. with standard       | CSA       |
|  | IEC 61984 |
| Flammability rating according to UL 94 | V0        |

### Environmental Product Compliance

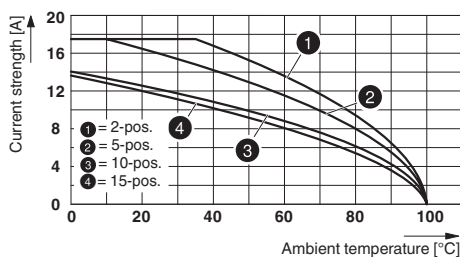
|            |   |
|------------|---|
| China RoHS | Environmentally friendly use period: unlimited = EFUP-e |
|            | No hazardous substances above threshold values          |

## Drawings

### Circuit diagram



### Diagram



## Approvals

### Approvals

### Approvals


LR / CSA / UL Recognized / BV


### Ex Approvals


# COMBI receptacle - PPC 1,5/S-NS/1-L GNYE - 3062139

## Approvals

### Approval details

|    |   |   |               |
|----|---|---|---------------|
| LR |  | <a href="http://www.lr.org/en">http://www.lr.org/en</a> | 12/20038 (E2) |
|----|---|---|---------------|

|                            |   |   |       |
|----------------------------|---|---|-------|
| CSA                        |  | <a href="http://www.csagroup.org/services/testing-and-certification/certified-product-listing/">http://www.csagroup.org/services/testing-and-certification/certified-product-listing/</a> | 13631 |
|                            | B   | C   | D     |
| mm <sup>2</sup> /AWG/kcmil | 26-14   | 26-14   | 26-14 |
| Nominal current IN         | 15 A  | 15 A  | 5 A   |
| Nominal voltage UN         | 300 V   | 300 V   | 600 V |

|                            |  |   |              |
|----------------------------|--|---|--------------|
| UL Recognized              |  | <a href="http://database.ul.com/cgi-bin/XYV/template/LISEXT/1FRAME/index.htm">http://database.ul.com/cgi-bin/XYV/template/LISEXT/1FRAME/index.htm</a> | FILE E 60425 |
|                            | B  | C   | D            |
| mm <sup>2</sup> /AWG/kcmil | 26-14  | 26-14   | 26-14        |
| Nominal current IN         | 15 A   | 15 A  | 5 A          |
| Nominal voltage UN         | 300 V  | 300 V   | 600 V        |

|    |   |   |             |
|----|---|---|-------------|
| BV |  | <a href="http://www.veristar.com/portal/veristarinfo/generalinfo/approved/approvedProducts/equipmentAndMaterials">http://www.veristar.com/portal/veristarinfo/generalinfo/approved/approvedProducts/equipmentAndMaterials</a> | 39979/A0 BV |
|----|---|---|-------------|

Phoenix Contact 2017 © - all rights reserved  
<http://www.phoenixcontact.com>

**PHOENIX CONTACT GmbH & Co. KG**  
 Flachsmarktstr. 8  
 32825 Blomberg  
 Germany  
 Tel. +49 5235 300  
 Fax +49 5235 3 41200  
<http://www.phoenixcontact.com>