

Sensor/Actuator cable - SAC-4P-MRS/ 5,0-PUR PE SH SCO - 1424110

Please be informed that the data shown in this PDF Document is generated from our Online Catalog. Please find the complete data in the user's documentation. Our General Terms of Use for Downloads are valid (<http://download.phoenixcontact.com>)



Sensor/Actuator cable, 4-position, PUR halogen-free, Orange (RAL 2003), matt, shielded, Plug angled M12 SPEEDCON, S-coded, on Free cable end, Cable length: 5 m

Product Features

- ✓ Easy and safe: 100% electrically tested plug-in components
- ✓ High-performance: AC connectors for up to 12 A and 630 V AC
- ✓ Protection against incorrect connection using special S-coding
- ✓ Shield power reliably – 360° shielding to reduce electromagnetic loads
- ✓ Save time, thanks to installation with SPEEDCON rapid interlock system
- ✓ Our standard: robust halogen-free PUR cable



Key commercial data

Packing unit	1 1
Custom tariff number	85444290
Country of origin	Germany

Technical data

Dimensions

Length of cable	5 m
-----------------	-----

Ambient conditions

Ambient temperature (operation)	-25 °C ... 85 °C (Plug / socket)
Degree of protection	IP65
	IP67

General

Rated current at 40°C	12 A
Rated voltage	630 V

Sensor/Actuator cable - SAC-4P-MRS/ 5,0-PUR PE SH SCO - 1424110

Technical data

General

Number of positions	4
Contact resistance	≤ 3 mΩ
Insulation resistance	≤ 10 GΩ
Coding	S power
Standards/regulations	M12 connector
Status display	No
Surge voltage category	III
Pollution degree	3
Insertion/withdrawal cycles	> 100

Material

Inflammability class according to UL 94	VO
Contact material	CuZn
Contact surface material	Au
Contact carrier material	PA
Material of grip body	TPU, hardly inflammable, self-extinguishing
Material, knurls	Zinc die-cast, nickel-plated

Cable

Cable type	PUR halogen-free orange shielded
Cable type (abbreviation)	PUR
Cable abbreviation	9YSLC11Y-JZ
UL AWM style	20234 / 10492 (80°C/1000 V)
Conductor cross section	4x 1.5 mm ²
AWG power supply	16
Conductor structure, voltage supply	78x 0.15 mm
Core diameter including insulation	≤ 2.5 mm
Thickness, insulation	0.4 mm
Wire colors	Black 1, black 2, black 3, green/yellow
Overall twist	4 wires optimally twisted
Shielding	Tinned copper-braided shield, approx. 85% covering
External sheath, color	orange RAL 2003
Outer sheath thickness	1.2 mm
External cable diameter D	9.7 mm ±0.3 mm
Minimum bending radius, fixed installation	5 x D
Minimum bending radius, flexible installation	7.5 x D
Number of bending cycles	4000000
Minimum bending radius, drag chain applications	10 x D

Sensor/Actuator cable - SAC-4P-MRS/ 5,0-PUR PE SH SCO - 1424110

Technical data

Cable

Traversing path	10 m
Traversing rate	3 m/s
Acceleration	10 m/s ²
Torsion force	± 25 °/m
Outer sheath, material	PUR
Material conductor insulation	PP
Conductor material	Bare Cu litz wires
Insulation resistance	≥ 10 MΩ*km (at 20 °C)
Conductor resistance	≤ 13.3 Ω/km (at 20 °C)
Nominal voltage, cable	1000 V AC
Test voltage, cable	4260 V AC (5 min.)
Flame resistance	According to EN 60332-1-2
	According to UL 1581 VW1
	According to CSA C 22.2 No. 210-05 FT1
Halogen-free	According to VDE 0282-13 Appendix C
Resistance to oil	in accordance with DIN EN 60811-2-1
	According to DIN EN 50363-10-2
Other resistance	UV resistant
	Low adhesion
Ambient temperature (operation)	-40 °C ... 90 °C (cable, fixed installation)
	-30 °C ... 90 °C (cable, flexible installation)

Classifications

eCl@ss

eCl@ss 4.0	27140815
eCl@ss 4.1	27140815
eCl@ss 5.0	27143423
eCl@ss 5.1	27143423
eCl@ss 6.0	27143423
eCl@ss 7.0	27449001
eCl@ss 8.0	27449001

ETIM

ETIM 3.0	EC002061
ETIM 4.0	EC001855
ETIM 5.0	EC001855

Sensor/Actuator cable - SAC-4P-MRS/ 5,0-PUR PE SH SCO - 1424110

Classifications

UNSPSC

UNSPSC 6.01	31251501
UNSPSC 7.0901	31251501
UNSPSC 11	31251501
UNSPSC 12.01	31251501
UNSPSC 13.2	31251501

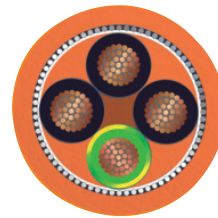
Drawings

Schematic diagram



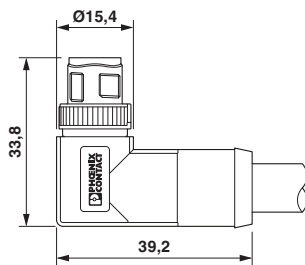
M12 plug pin assignment, 4-pos., S-coded, plug side view

Cable cross section




PUR halogen-free orange shielded [PUR]

Dimensioned drawing



M12 x 1 male plug, angled

Circuit diagram



Contact assignment of the M12 plug