




## ECQ-UF Series

This series is especially designed as interference suppressor and meets European Safety Regulation, Class Y.

### ■ Approvals

SEMKO: SEMKO 101 Reg. No. 61-88271/1-4  
 DEMKO: Afsnit 21 class Y/X Ref. No. 61254EC  
 VDE: VDE 0565-1 class Y/X2 File No. 4811-6-1-4670-1032/A1D  
 BSI: BS 415: . . .certified No. 6026  
 (Factory inspection is not finished yet.)



### ■ Applications

- Line-by-pass
- Antenna coupling
- Across-the-line
- Spark killer

★ When applying for the regulation, designate this capacitor just as "ECQ-UF", without specifying part code.

### ■ Specifications

Reference standard	SEMKO, DEMKO, VDE, BS
Operating temp. range	-40~+85°C
Rated voltage	AC 250 V
Capacitance range	0.001~0.047 µF
Capacitance tolerance	±20% (M)
Dissipation factor	≤1.0% (20°C, 1 kHz)
Withstand voltage	Between terminals: AC 2000 V, 1 minute
	Between terminal and enclosure: AC 2000 V, 1 minute
Insulation resistance	≥15,000 MΩ (20°C, DC 100 V, 1 minute), ≥2,000 MΩ (20°C, DC 500 V, 1 minute)
Construction	Metallized polyester film, Epoxy resin coating

■ Dimensions & Marking

Marking (Example)

	STYLE1 (0.001~0.0047 $\mu$ F)	STYLE2 (0.0068 $\mu$ F)	STYLE3 (0.01~0.047 $\mu$ F)
Side A	▲ .001 $\mu$ F 250V ~5kV = Ⓟ ECQ-UF □	▲ .0068 $\mu$ F 250V ~ ECQ-UF □	Ⓢ .01 $\mu$ F 565-1A Ⓣ 250V ~ GPF ▲ ECQ-UF MKT ▲ Y/X2 □
Side B	Ⓢ GPF Ⓢ 565-1A MKT Ⓣ Y/X2	Ⓢ GPF Ⓢ 565-1A MKT Ⓣ Y/X2	

※ □ Date code

■ Ratings & Dimensions

Part code	Capacitance ( $\mu$ F)	Dimensions (mm)				
		L	T	H	F $\pm$ 1.25	$\phi$ d $\pm$ 0.05
Rated voltage AC 250 V, Capacitance tolerance $\pm$ 20% (M)						
ECQ-U2A102MF	.001	21.0	6.0	13.0	16.5	0.6
〃 2A152 〃	.0015	〃	6.5	〃	〃	〃
〃 2A222 〃	.0022	〃	7.0	〃	〃	〃
〃 2A332 〃	.0033	〃	6.5	14.0	〃	〃
〃 2A472 〃	.0047	〃	7.5	14.5	〃	〃
〃 2A682 〃	.0068	24.0	7.0	〃	19.5	〃
〃 2A103 〃	.01	〃	8.0	15.5	〃	〃
〃 2A153 〃	.015	〃	10.0	17.0	〃	0.8
〃 2A223 〃	.022	〃	11.5	19.0	〃	〃
〃 2A333 〃	.033	〃	13.5	21.0	〃	〃
〃 2A473 〃	.047	〃	17.5	23.5	〃	〃