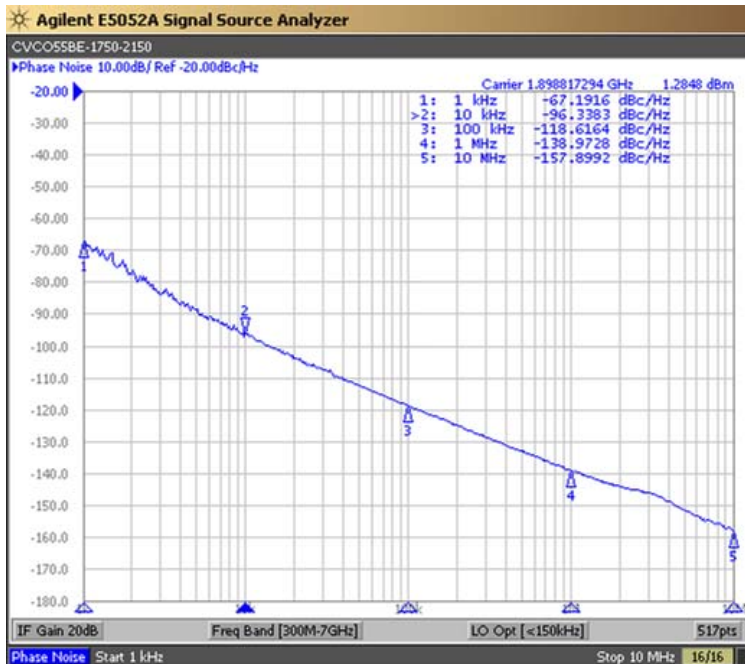


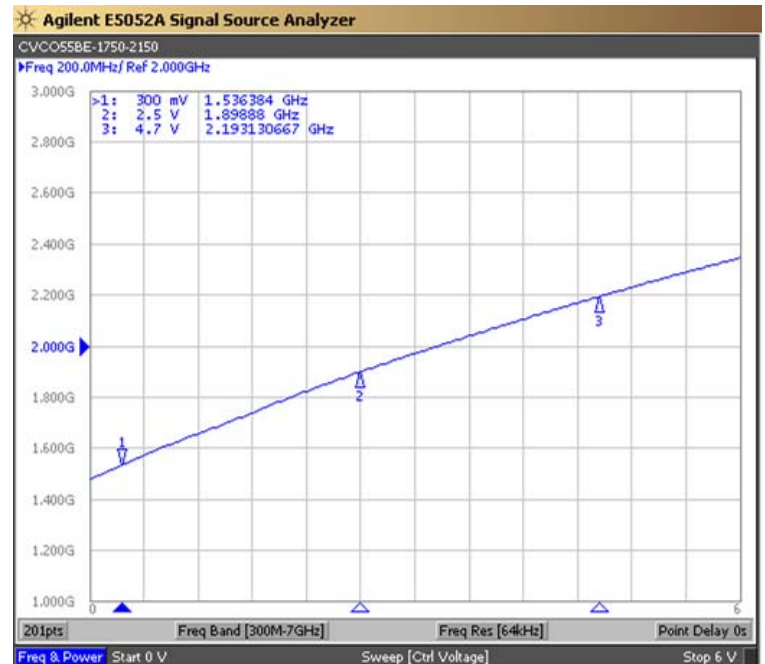


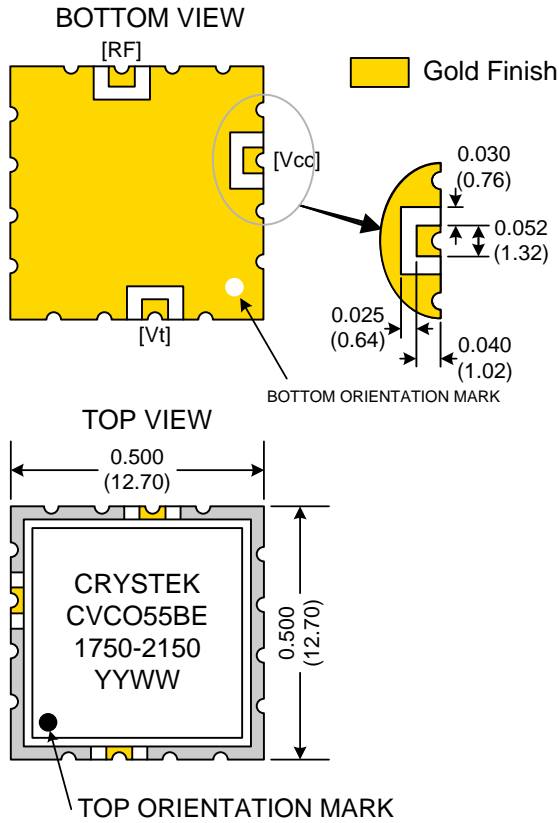
PERFORMANCE SPECIFICATION	MIN	TYP	MAX	UNITS
Lower Frequency:			1750	MHz
Upper Frequency:	2150			MHz
Tuning Voltage:	0.3		4.7	VDC
Supply Voltage:	4.75	5.0	5.25	VDC
Output Power:	-3.5	0	+3.5	dBm
Supply Current:		15	25	mA
Harmonic Suppression (2 <sup>nd</sup> Harmonic):		-15	-10	dBc
Pushing:		1.5	3.0	MHz/V
Pulling, all Phases:		3.0	6.0	MHz pk-pk
Tuning Sensitivity:		91		MHz/V
Phase Noise @ 10kHz offset:		-95		dBc/Hz
Phase Noise @ 100kHz offset:		-116		dBc/Hz
Load Impedance:		50		$\Omega$
Input Capacitance:			22	pF
Operating Temperature Range:	-40		+85	$^{\circ}\text{C}$
Storage Temperature Range:	-45		+90	$^{\circ}\text{C}$

Phase Noise (1 Hz BW, Typical)



Tuning Curve (Typical)





Pad	Connection
2	Vt
10	RF-OUTPUT
14	Vcc
Others	GROUND

- Unless otherwise specified, Dimensions are in:  $\frac{IN}{(mm)}$
- Pad Location Dimensions are in: Inches

**TAPE AND REEL**



Drawing not to scale

**Product Control:**

Crystek Part Number:	CVCO55BE-1750-2150	Release Date:	25-Mar-2013
Revision Level:	F	Responsible:	C. Vales

Specification is subject to change without notice

Page 2 of 2