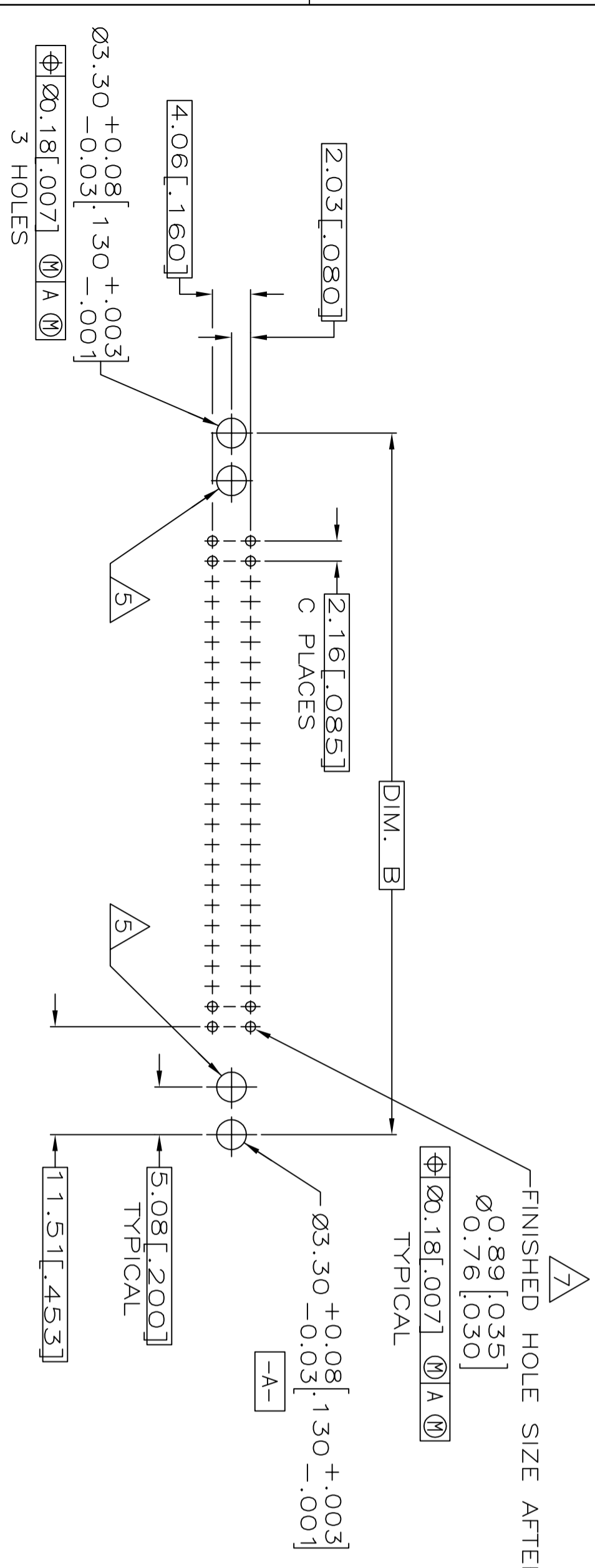
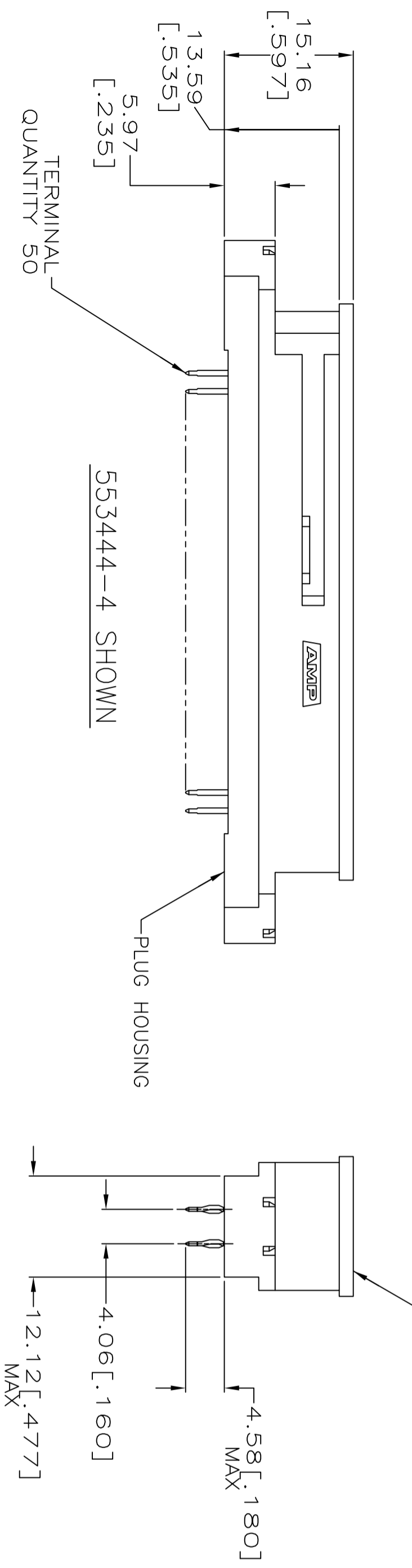
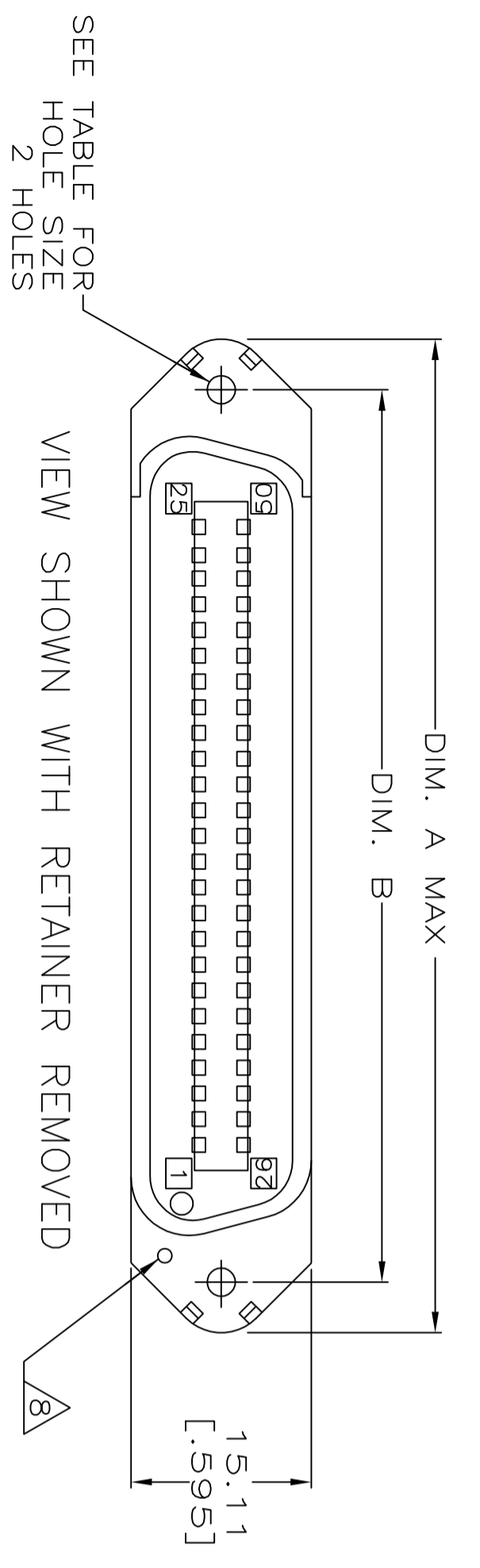


LOC	DIST	REVISONS		DATE	BY	APP'D
AA	20	P	LTR	09MAY11	A.Z	M.Q.W
		W		REVISED ECR-11-009437		



7 PRINTED CIRCUIT BOARD MOUNTING DIMENSIONS

- 1 MATERIAL: HOUSING - POLYESTER MOLDING COMPOUND BLACK.
- 2 THE CONTACT SURFACES OF THE TERMINALS ARE COATED WITH LUBRICANT.
- 3 ALL DIMENSIONS SHOWN ARE FOR REFERENCE ONLY UNLESS OTHERWISE SPECIFIED.
- 4 RETAINER MUST REMAIN INSTALLED UNTIL AFTER CONNECTOR HAS BEEN INSERTED INTO PCB HOLES.
- 5 OPTIONAL MOUNTING HOLE FOR SELF-TAPPING SCREW.
- 6 CENTER-TO-CENTER SPACING OF TERMINALS IS 2.16 [.085] NOMINAL.
- 7 ALL PLATED-THRU HOLES SHALL BE PER AMP SPEC 115-6072.
- 8 THRU HOLE ON HOUSING FLANGE INDICATES POSITION 1 LOCATION.

24	31	24	17	11
3.18[0.125]	74.83[2.946]	83.31[3.280]	89.97[3.542]	98.43[3.875]
4-40 UNC-2B	59.74[2.352]	68.20[2.685]	74.83[2.946]	83.31[3.280]
	46.79[1.842]	55.25[2.175]		
C	HOLE SIZE	DIM. B	DIM. A	POSITION
				PART NUMBER

DIMENSIONS:		TOLERANCES UNLESS OTHERWISE SPECIFIED:	
mm [INCHES]		0 PLG	±
		1 PLG	±
		2 PLG	±
		3 PLG	±
		4 PLG	±
		ANGLES	±
		FINISH	±