



CHARGER SPECIFICATIONS

Model No: PC-8045
AC Input Range: 110 VAC to 130 VAC; 60Hz
No. of Cells / Nominal Battery Charge Voltage: 2 cells to 20 cells / 2.4 VDC to 24 VDC (factory set)
Battery Charge Current: 0.2 to 5.0 Amps (factory set)
Charger Power Out: 40 Watts maximum
Battery Connection: Output connector located on back of charger
Led Indicators: <ul style="list-style-type: none"> • Solid red LED – Charger on, ready to charge, no battery connected • Solid yellow LED – Soft Start & Bulk Charge mode charging • Solid green LED – Topping Charge & Maintenance Charge mode charging • No LED indication – charging is complete
Weight: 1.5 lbs. (0.7 Kg)
Dimensions: 5" x 3 1/2" x 2 1/2" H (13cm x 9cm x 6.5cm)
Mounting: 4 each #6 screws
Battery Charging Temp: <ul style="list-style-type: none"> • 7 to 10 Hour Rate: 0°C to +45°C (32°F to +113°F) • 1 to 3 Hour Rate: 15°C to +45°C (60°F to +113°F)
Operating Temp: -30°C to +40° C (-22°F to +104°F)
Storage Temp: -40° C to +70° C (-40°F to +158°F)
Humidity: 95% relative
Color: Black, anodized
Exterior Housing: Extruded aluminum body, polycarbonate end caps
Harmonized Tariff Code: 8504.40.9550

APPLICATIONS

- Charges Nickel Cadmium (NiCd) and Nickel Metal Hydride (NiMH) batteries
- Optimally designed for batteries up to 20 Ampere Hours

KEY FEATURES

- Battery temperature monitoring capability
- Four stage charger algorithm - microprocessor
- Full charge based on zero slope voltage detect or rate of temperature increase
- Microchip controlled charge termination
- Programmed for specific cell count and capacity
- LED displays for charging status
- Single battery charger
- Unattended charging

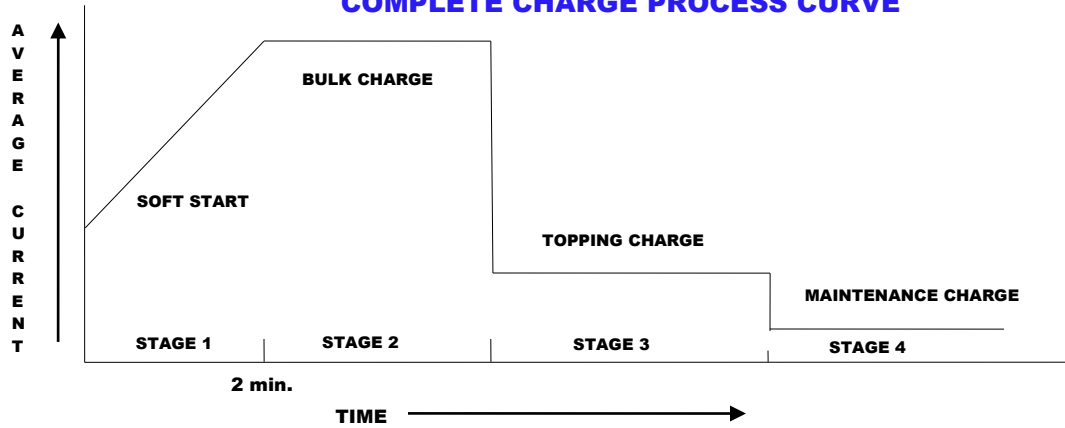
OPERATIONAL CHARACTERISTICS

- Four stage algorithm operation
 - **Soft start charge mode** – the current increases gradually over the first two minutes from approximately one fifth of the bulk charge current up to the factory set bulk charge rate
 - **Bulk charge mode** – current is supplied to the battery at the rate programmed into the charger for the specific battery pack
 - **Topping charge mode** – current is supplied for two hours at a C-10 rate to complete the charge cycle
 - **Maintenance charge mode** – current is supplied at the C/40 rate until the battery is removed

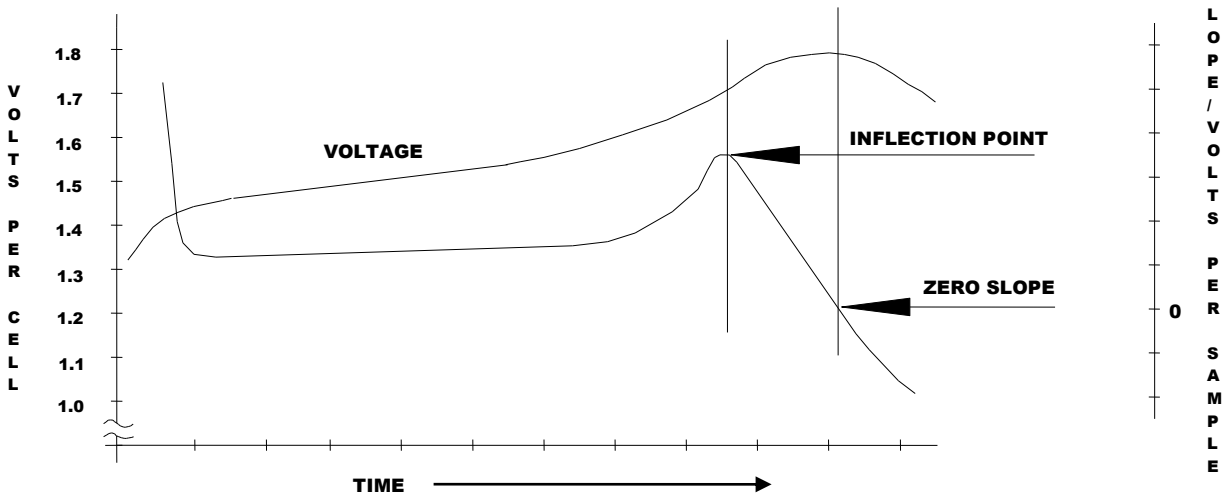
CHARGER PART NUMBER DETERMINATION

- The PC-8045 specific part number can be configured and ordered using the following
 - PC-8045-**BB-CC-DD(T)**
 - Where **BB** is the cell count for the battery
 - Where **CC** is the batteries capacity in Ampere Hours
 - Where **DD** is the charge time in quarter hour increments
 - Where **(T)** needs to be added, if the battery pack contains a the thermistor to be monitored

COMPLETE CHARGE PROCESS CURVE



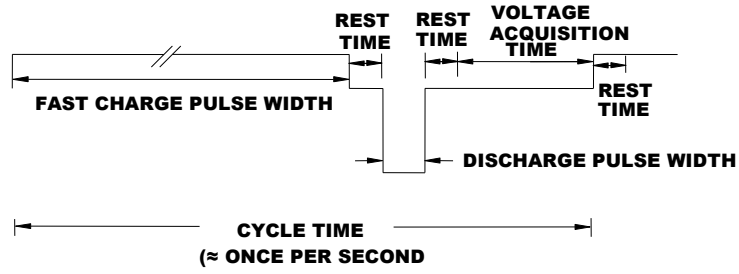
CHARGE TERMINATION CRITERIA CURVE



BULK CHARGE CYCLE CURVE



DATA SHEET
BATTERY CHARGER
NICKEL CADMIUM & NICKEL METAL HYDRIDE
PC-8045



PATCO Electronics | division of Creating Technology Solutions, LLC

5250 140th Avenue North | Clearwater | Florida | 33760

Tel 727-914-3001 | Fax 727-914-3342 | www.patcoelectronics.com | PATCO CAGE Code: 03UN7

Minority Owned, Woman Owned, Small Business, WOSB/EDWOSB Certified

©2013-2017 Creating Technology Solutions | All information subject to change without notice | May 2017 | R-02

The information contained herein is for reference only and does not constitute a warranty of performance

ISO 9001:2008

