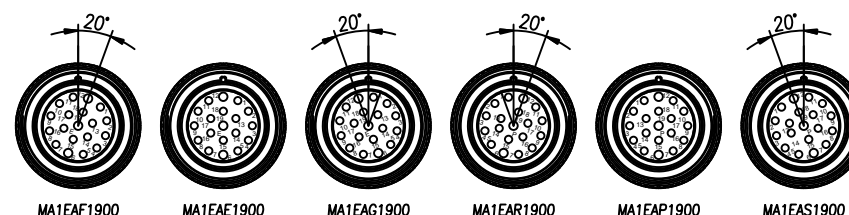
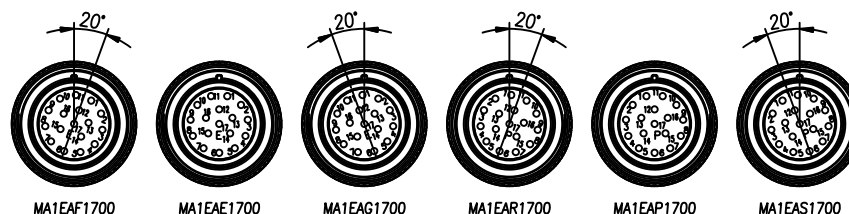
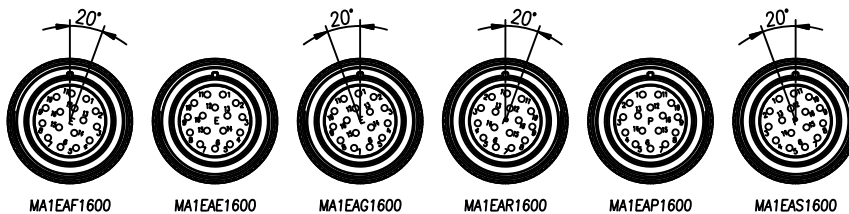
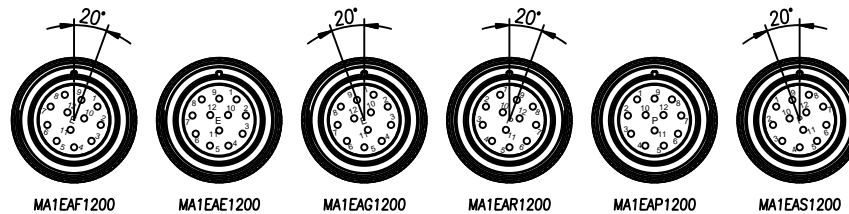
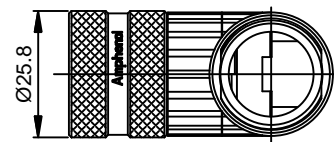

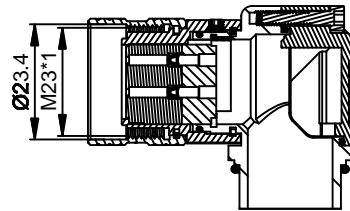
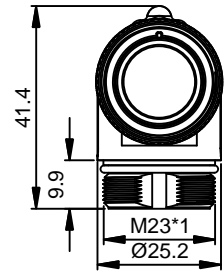


REVISIONS					
REV	ECO	DESCRIPTION	DATE	BY	APPR
B1	-	RELEASE NEW DWG FORMAT	Feb.06,2014	Tod	Tommy
B2	-	UPDATE THE DURABILITY	Jun.27,2015	Drack	Tommy
B3	-	UPDATED	04DEC15	MRF	Tommy



-	MA1EAS1900	M23, PLUG, R/A, ROT, 19POS, P TYPE, KEYED "S"	27
-	MA1EAR1900	M23, PLUG, R/A, ROT, 19POS, P TYPE, KEYED "R"	26
-	MA1EAP1900	M23, PLUG, R/A, ROT, 19POS, P TYPE	25
-	MA1EAG1900	M23, PLUG, R/A, ROT, 19POS, E TYPE, KEYED "G"	24
-	MA1EAF1900	M23, PLUG, R/A, ROT, 19POS, E TYPE, KEYED "F"	23
-	MA1EAE1900	M23, PLUG, R/A, ROT, 19POS, E TYPE	22
-	MA1EAS1700	M23, PLUG, R/A, ROT, 17POS, P TYPE, KEYED "S"	21
-	MA1EAR1700	M23, PLUG, R/A, ROT, 17POS, P TYPE, KEYED "R"	20
-	MA1EAP1700	M23, PLUG, R/A, ROT, 17POS, P TYPE	19
-	MA1EAG1700	M23, PLUG, R/A, ROT, 17POS, E TYPE, KEYED "G"	18
-	MA1EAF1700	M23, PLUG, R/A, ROT, 17POS, E TYPE, KEYED "F"	17
-	MA1EAE1700	M23, PLUG, R/A, ROT, 17POS, E TYPE	16
-	MA1EAS1600	M23, PLUG, R/A, ROT, 16POS, P TYPE, KEYED "S"	15
-	MA1EAR1600	M23, PLUG, R/A, ROT, 16POS, P TYPE, KEYED "R"	14
-	MA1EAP1600	M23, PLUG, R/A, ROT, 16POS, P TYPE	13
-	MA1EAG1600	M23, PLUG, R/A, ROT, 16POS, E TYPE, KEYED "G"	12
-	MA1EAF1600	M23, PLUG, R/A, ROT, 16POS, E TYPE, KEYED "F"	11
-	MA1EAE1600	M23, PLUG, R/A, ROT, 16POS, E TYPE	10
-	MA1EAS1200	M23, PLUG, R/A, ROT, 12POS, P TYPE, KEYED "S"	9
-	MA1EAR1200	M23, PLUG, R/A, ROT, 12POS, P TYPE, KEYED "R"	8
-	MA1EAP1200	M23, PLUG, R/A, ROT, 12POS, P TYPE	7
-	MA1EAG1200	M23, PLUG, R/A, ROT, 12POS, E TYPE, KEYED "G"	6
-	MA1EAF1200	M23, PLUG, R/A, ROT, 12POS, E TYPE, KEYED "F"	5
-	MA1EAE1200	M23, PLUG, R/A, ROT, 12POS, E TYPE	4
-	MA1EAS1900	M23, PLUG, R/A, ROT, 19POS, P TYPE, KEYED "S"	3
-	MA1EAR1900	M23, PLUG, R/A, ROT, 19POS, P TYPE, KEYED "R"	2
-	MA1EAP1900	M23, PLUG, R/A, ROT, 19POS, P TYPE	1
-	MA1EAG1900	M23, PLUG, R/A, ROT, 19POS, E TYPE, KEYED "G"	
-	MA1EAF1900	M23, PLUG, R/A, ROT, 19POS, E TYPE, KEYED "F"	
-	MA1EAE1900	M23, PLUG, R/A, ROT, 19POS, E TYPE	
QUANTITY	PART NUMBER	DESCRIPTION	ITEM

MATERIALS LIST			
UNLESS OTHERWISE SPECIFIED		SIGNATURES	DATE
1) All dimensions are in metric(mm).		DRAWN: Drack	Jun.27,2015
2) Tolerances are as follows:		CHECKED:	
1 PL DEC ±0.30		ENGINEER:	
2 PL DEC ±0.15		APPROVAL:	
3 PL DEC ±0.08		CUSTOMER:	
3) Note reference =		THIS DRAWING IS SUPPLIED FOR INFORMATION ONLY. DESIGN FEATURES, SPECIFICATIONS AND PERFORMANCE DATA SHOWN HEREON ARE THE PROPERTY OF THE AMPHENOL CORPORATION. NO RIGHTS OF REPRODUCTION ARE IMPLIED. ALL DIMENSIONS ARE SUBJECT TO NORMAL MANUFACTURING VARIATIONS.	
MATERIAL SPECIFICATIONS:		M23, PLUG, ANGLED, ROTATABLE, THREADED	
PROCESS SPECIFICATIONS:		SIZE: B C- DWG NO: MA1EAXxx00 REVISION: B3	
NEXT ASSY:		SCALE: NONE C-MA1EAXxx00 SHEET 1 OF 1	

NOTES: UNLESS OTHERWISE SPECIFIED

- MATERIAL:
INSULATION INSERT: PA66,UL94 V0
SEAL: VITON
HOUSING BODY: ZINC DIE CAST, NICKEL PLATED
COUPLING NUT: COPPER ALLOY, NICKEL PLATED
- SPECIFICATIONS:
 - CURRENT RATING: 10 AMPS - 12 POSITION
9 AMPS - 16 POSITION
9 AMPS - 17 POSITION
7 AMPS - 19 POSITION
 - VOLTAGE RATING: 160V AC/DC - 12 POSITION
125V AC/DC - 16 POSITION
125V AC/DC - 17 POSITION
63V AC/DC - 19 POSITION
 - OPERATING TEMPERATURE: -20°C TO +130°C
 - DIELECTRIC WITHSTANDING VOLTAGE: LESS THAN 2 MILLIAMPS CURRENT LEAKAGE @ 2500 VOLTS AC.
 - DEGREE OF PROTECTION: IP67 (MATED CONDITION)
 - DEGREE OF POLLUTION: 3 PER UL840
 - OVERVOLTAGE CATEGORY: III PER UL840
 - MATING CYCLE DURABILITY: >500 CYCLES
 - RoHS COMPLIANT
- ALL DIMENSIONS ARE FOR REFERENCE USE ONLY.

TITLE: M23 PLUG, ANGLED, ROTATABLE, THREADED
DWG NO: MA1EAXxx00
REV: B3
SH: 1
OF: 1