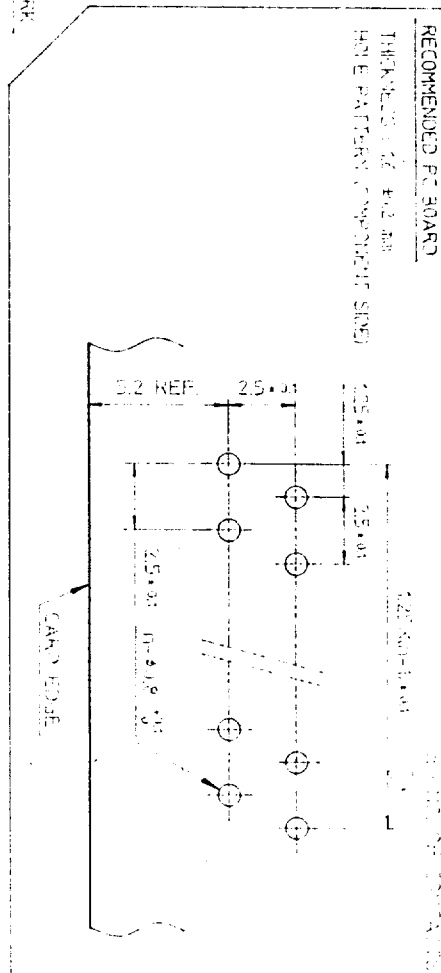
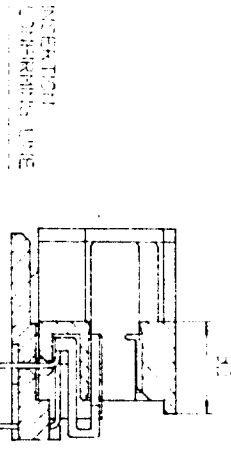


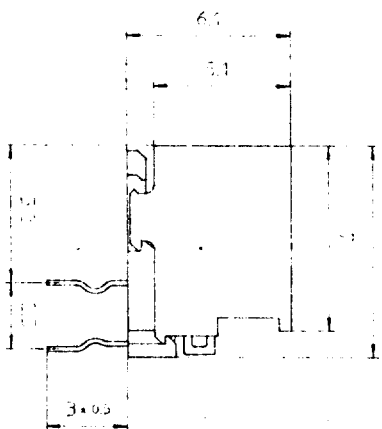
RECOMMENDED P.C. BOARD
THICKNESS: 1.6 ± 0.2 MM
HOLE PATTERN (COMPONENT SIDE)



SECTION X-X



SECTION Y-Y



TOLERANCES
UNLESS OTHERWISE SPECIFIED

CAT. NO.	CONTACT DIA.	CONTACT	A
BTENLP-3RD7	2	21.00	
BTENLP-3RD7	4	14.00	
BTENLP-3RD7	10	10.00	
BTENLP-3RD7	12	15.00	
BTENLP-3RD7	14	21.00	
BTENLP-3RD7	16	25.00	
BTENLP-3RD7	18	30.00	
BTENLP-3RD7	20	34.00	

MIN. OF CONTACTS

111

MATERIAL

INSULATOR: PBT RESIN GLASS REINFORCED (UL94V-0)

COLOR: BLACK

CONTACT: PHOSPHOR BRONZE
IMMEDIATELY

DRAWING NO.

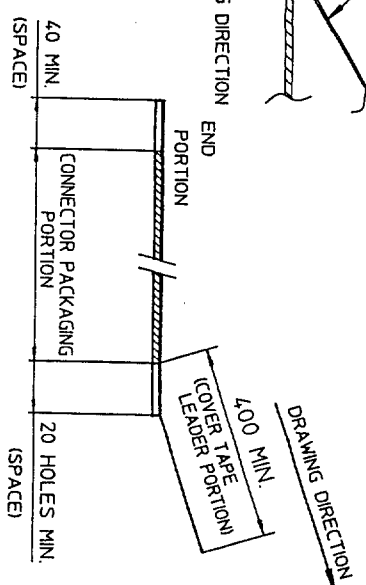
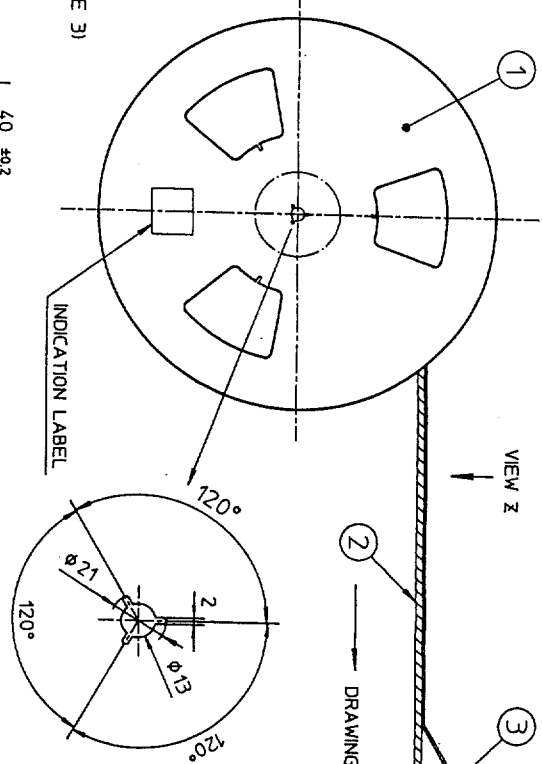
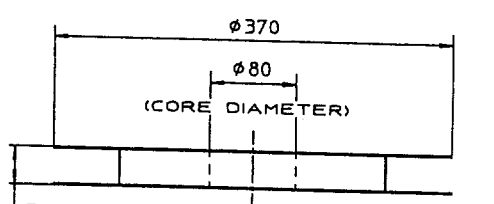
JSC 92069

PLUG CONNECTOR (DP)
CAT. NO. BTENLP-3RD7
DRAWING NO. REV.
JSC 92069
FRAMATOME CONNECTORS
JAPAN LTD.

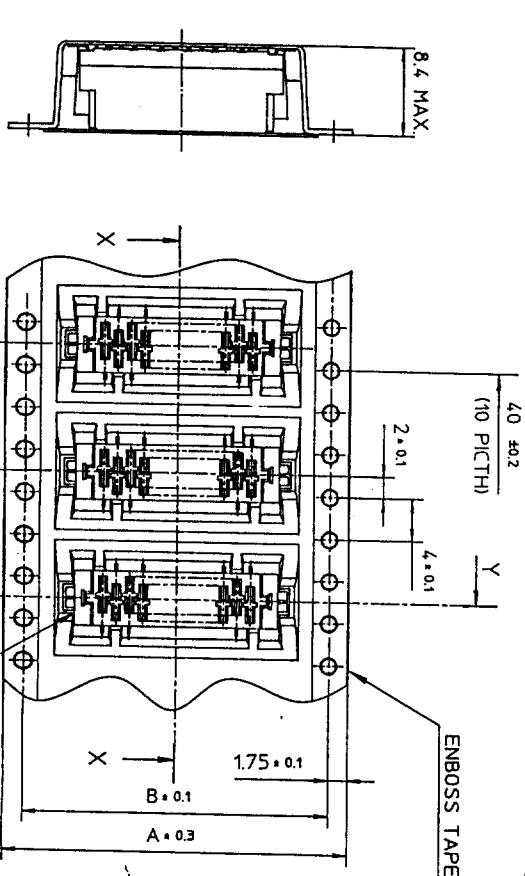
DESIGNED *M. Koga*
DRAWN *M. Koga*
CHECKED *M. Koga*
APPROVED *A. Yamada*
DATE Feb 26, 1993

SCALE 1:1
DIM. IN
MATERIAL

REV.	DATE	DESCRIPTION	CHKD.



TOLERANCES
UNLESS OTHERWISE SPECIFIED : ±5 , ANGLE ±5°



CAT. NO.	NO. OF CONTACT (n)	A	B	C
BTFN6S-3SSTE1	6	32	28.4	36.4
BTFN8S-3SSTE1	8	32	28.4	36.4
BTFN10S-3SSTE1	10	32	28.4	36.4
BTFN12S-3SSTE1	12	32	28.4	36.4

- NOTES
1. THIS IS PLASTIC TAPE PACKAGED CONNECTOR COPES WITH AUTOMATIC MOUNTING (SMT).
 2. SEE JIS C 0806 (PACKING OF ELECTRONIC COMPONENTS ON CONTINUOUS TAPES (SURFACE MOUNTING DEVICES)) FOR SHAPE AND DIMENSIONS OF PLASTIC (EMBOSSED) TAPE AND REEL.
 3. C DIMENSION IS PORTION OF THE CORE.

PT. NO.	PARTS NAME	CAT. NO.	MATERIAL	Q. TY	NOTE
1	REEL		CARDBOARD	1	COLOR : WHITE
2	PLASTIC (EMBOSSED) TAPE		PET RESIN		COLOR : TRANSPARENCY
3	COVER		POLYESTER		COLOR : TRANSPARENCY
4	RECEPTACLE CONNECTOR	BTFN...S-3SST	REFER TO JSC 92195	800	

REV.	DATE	DESCRIPTION	CKD.	DESIGNED	DRAWN	CHECKED	APPROVED	DATE	PLASTIC TAPE PACKAGED RECEPTACLE CONNECTOR (SMALL SIZE)	CAT. NO.	DRAWING NO.	REV.
2	'96-7-22	CHANGED DRAWING PORTION	M.I. M.Koga	M.Koga	M.Iituka	M.Koga	A.NAKAI	Feb. 26, 1993	BTFN...S-3SSTE1	JSC 92061	2	
1	'94-4-1	MATERIAL CHANGED (PVC-PET)	A.N									

FRAMATOME CONNECTORS JAPAN LTD. FCI