

AUDIO COUPLING MINIATURE ENCAPSULATED TRANSFORMER DESIGNED TO OPERATE AT 75mW MAX IN PRIMARY AND REFLECT A PRIMARY SOURCE IMPEDANCE OF APPROXIMATELY 10KΩ WITH 10KΩ, 2.5KΩ SPLIT LOAD ON SECONDARY.

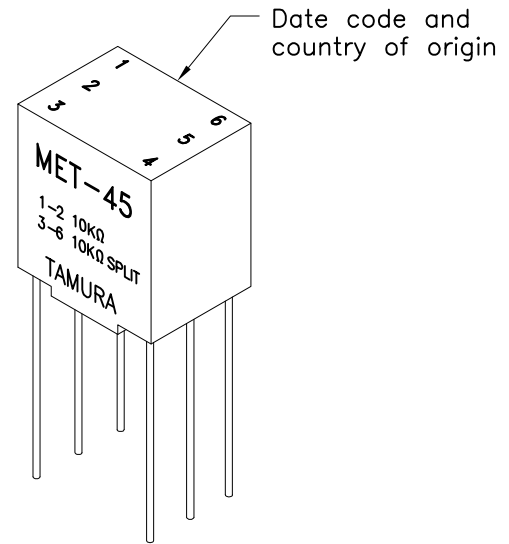
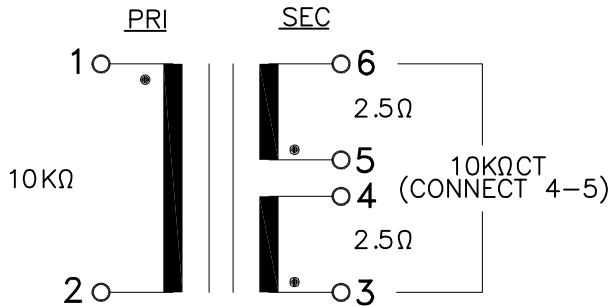
A. Electrical Specifications (@ 20 ° C)

1. Pri Source Impedance; 10KΩ
2. Sec Load Impedance; 10KΩ, 2.5KΩ SPLIT
3. Pri DC Current; 1mA MAX
4. Operating Level; 75mW MAX @ 300Hz
5. Frequency Response (relative to 1KHz); ±3.0dB, @ 300Hz to 20KHz
6. Longitudinal Balance; 60dB MIN @ 1KHz
7. DC Resistance;
 - (1-2) 1.3KΩ MAX
 - (3-4) 735Ω ~ 390Ω
 - (5-6) 850Ω ~ 455Ω
8. Turns Ratio; (1-2) : (3-4) : (5-6) = 1.00 : 0.50 : 0.50 ±2%
9. Dielectric Strength;
 - 500 Vrms 0.5 minute @ Pri to Sec

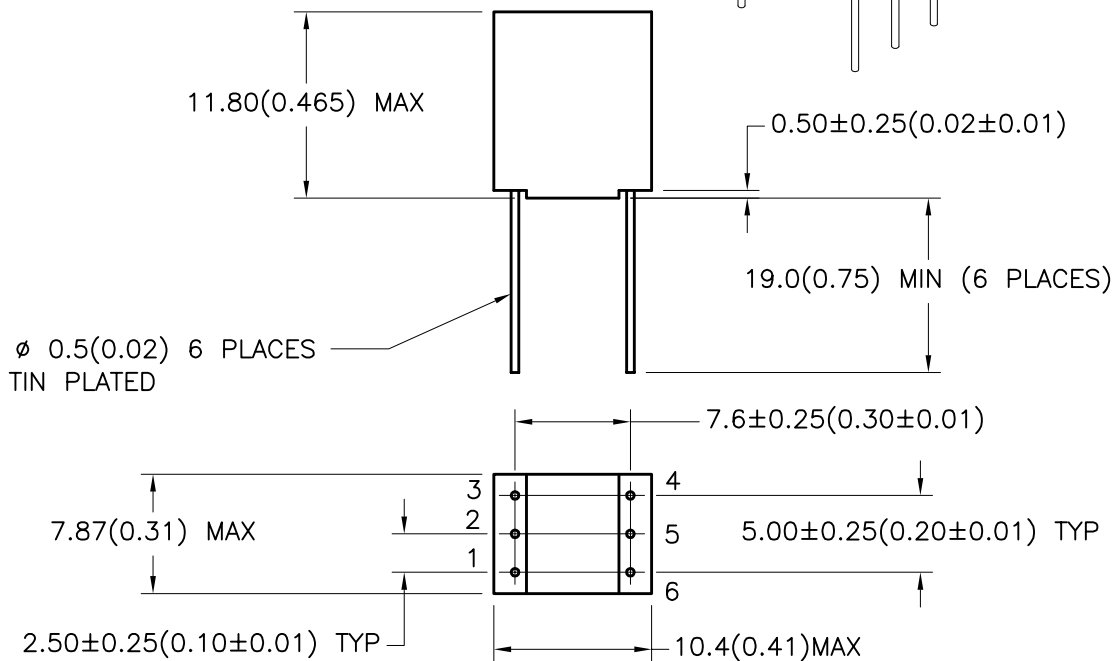


B. Marking; MET-45, TAMURA, Primary and Secondary Impedance, pin numbers, date code and country of origin

C. Schematic Diagram



D. Mechanical Specifications



TOLERANCES (mm)	
≤ 4	± 0.2
4 ≤ 20	± 0.3
20 ≤ 50	± 0.4

PREPARED BY:

K. BRENNAN

ENGINEER: M. PITCHAI	DWG CONTROL NO. P-A1-11840 ACAD\MET\A1118401.DWG	REV A	AUDIO COUPLING MINIATURE ENCAPSULATED TRANSFORMER	MET-45
QUALITY CONTROL: T. CLEM	CONTENTS OF THIS DRAWING ARE SUBJECT TO CHANGE WITHOUT PRIOR NOTICE			MODEL SPECIFICATION
APPROVED: Y. SEKIGUCHI	TAMURA CORPORATION OF AMERICA 43352 BUSINESS PARK DRIVE, TEMECULA, CA. 92590-6624 (951) 699-1270 FAX 9516769482			DIM: mm(In) SCL: 2/1 SH: 1 OF 1

MODEL NUMBER
MET-45

PROPRIETARY NOTICE: THIS DRAWING PRINT OR DOCUMENT AND SUBJECT MATTER DISCLOSED HEREIN ARE PROPRIETARY ITEMS TO WHICH TAMURA RETAINS THE EXCLUSIVE RIGHT OF DISSEMINATION, REPRODUCTION, MANUFACTURE AND SALE. THIS DRAWING, PRINT OR DOCUMENT IS SUBMITTED IN CONFIDENCE FOR CONSIDERATION BY THE RECIPIENT ALONE UNLESS PERMISSION FOR FURTHER DISCLOSURE IS EXPRESSLY GRANTED IN WRITING.