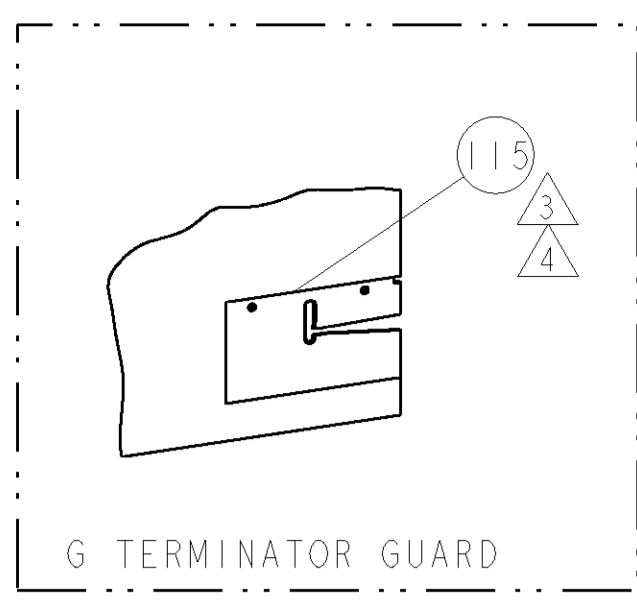


THIS DRAWING IS UNPUBLISHED.		RELEASED FOR PUBLICATION			
COPYRIGHT 20 BY TYCO ELECTRONICS CORPORATION. ALL RIGHTS RESERVED.					
PART NUMBER	REV	FIRST USED	POWER UNIT	FEED TYPE	DESCRIPTION
1852449-3	B	354500-1	BENCH MODEL G	PRE FEED	CUTS CARRIER
7-1852449-7	A	-	-	-	SPARE PARTS

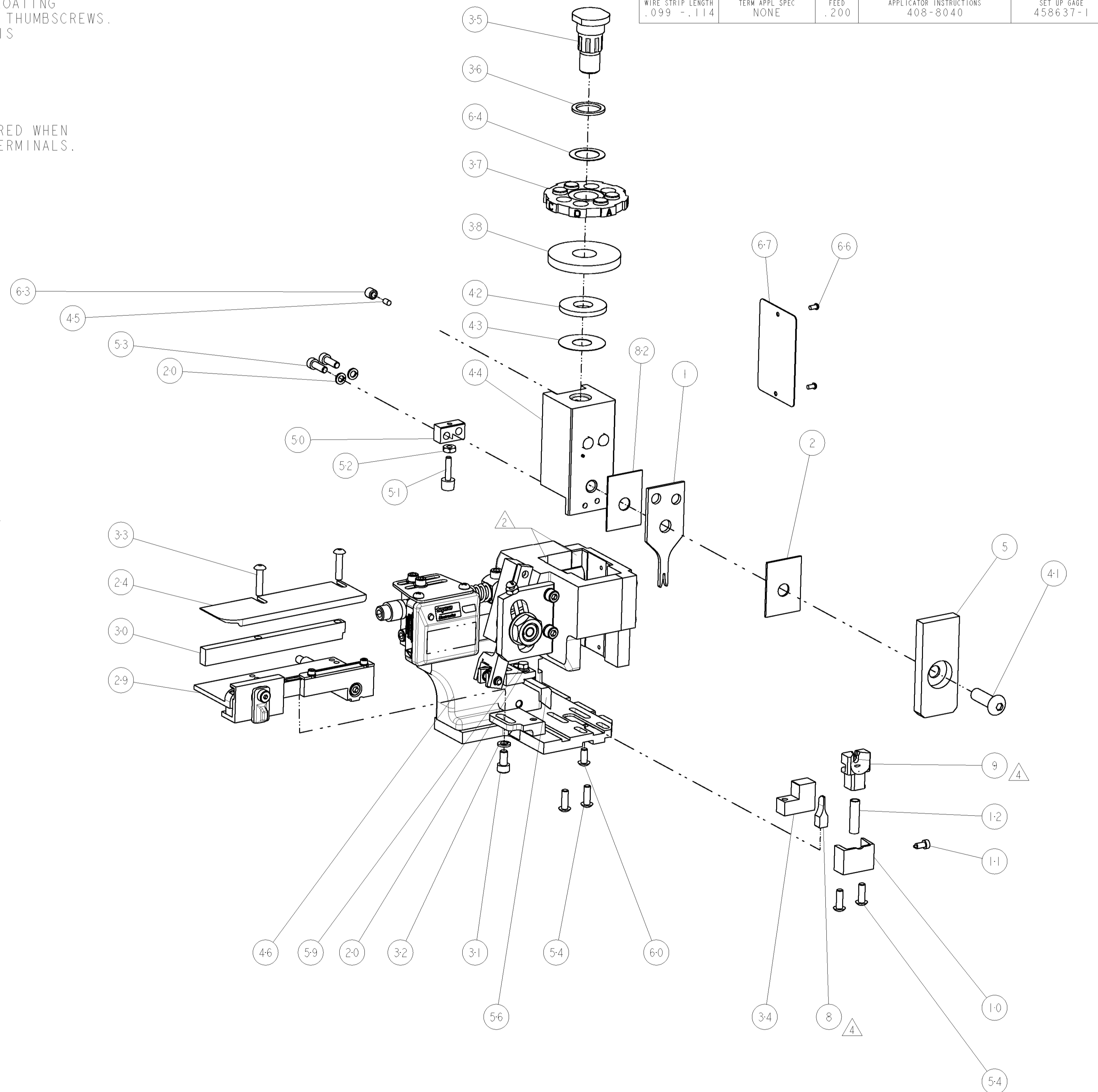
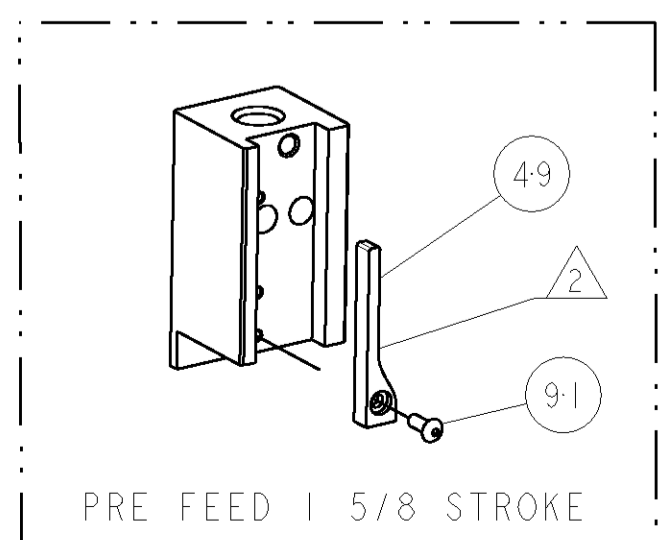
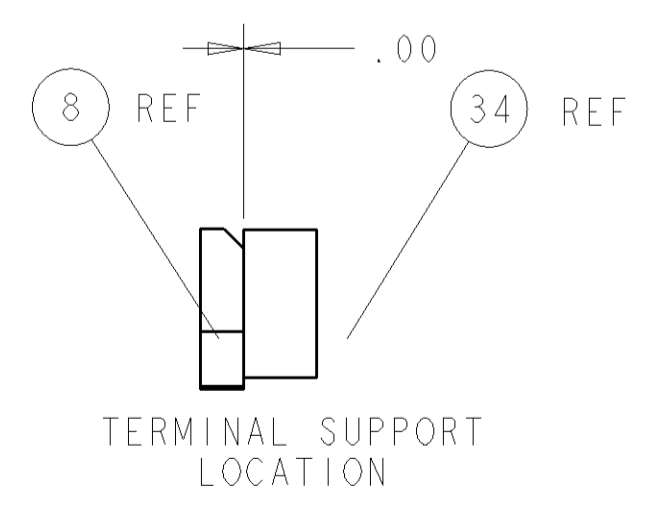
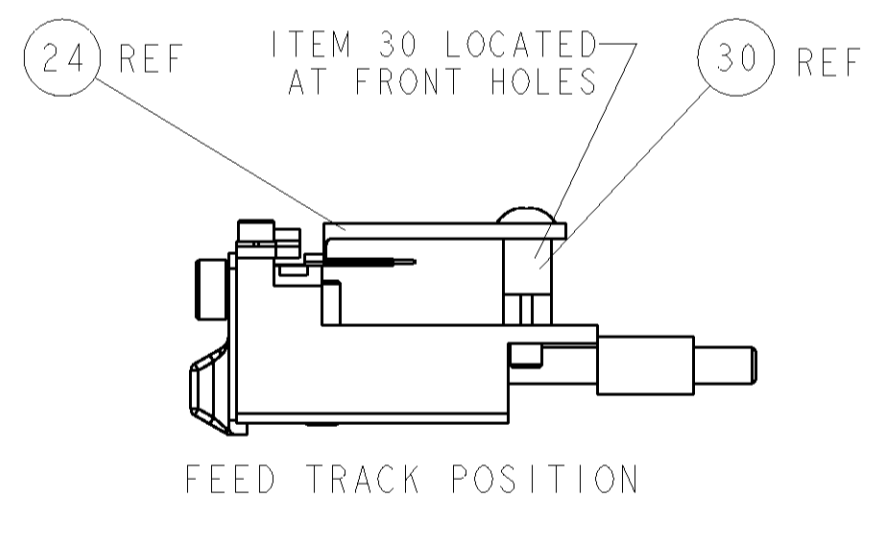
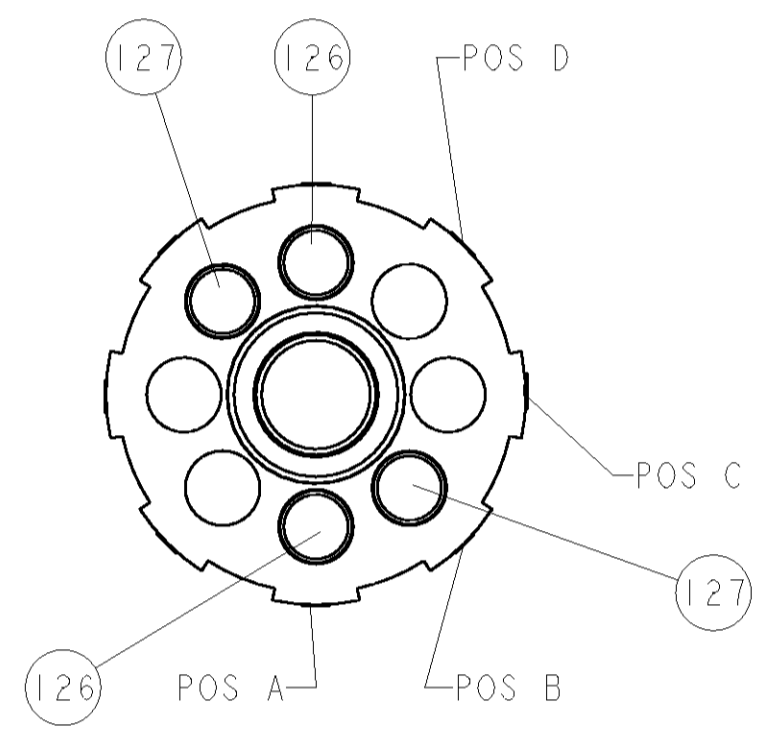
- △ RECOMMENDED SPARE PARTS
- △ GREASE LIGHTLY
- △ GUARD MUST BE IN PLACE WHEN OPERATING APPLICATOR IN A BENCH MACHINE
- △ ALIGN GUARD INSERT OPENING WITH FLOATING SHEAR AND ANVIL BEFORE TIGHTENING THUMBSCREWS. PROPER ALIGNMENT OF THIS TOOLING IS CRITICAL FOR CRIMP QUALITY.
- △ RG-59 CABLE.
- △ RG-62 CABLE.

7. FEED TRACK ADJUSTMENT MAY BE REQUIRED WHEN CHANGING BETWEEN MALE AND FEMALE TERMINALS.



TERMINAL NAME: MALE/FEMALE MONTAGEANLEITUNG					
TE PN	MANUF PN	ROSENBERGER TERMINAL ROSENBERGER CRIMP SPECS			
1949301 (M)	59S17B-109XX-Y	PAD LTR	CRIMP HEIGHT	WIRE SIZE	
1949302 (F)	59K17H-109XX-Y	A	.034±.002 [.86±0.05mm]	Ø.022/5	
-	-	B	.030±.002 [.78±0.05mm]	Ø.014/6	
-	-	C	-	-	
-	-	D	-	-	
-	-	CRIMP	SIZE	TYPE	RANGE
-	-	WIRE	.042 [1.07mm]	F	5/6
-	-	INSUL	-	-	-
WIRE STRIP LENGTH	TERM APPL SPEC	FEED	APPLICATOR INSTRUCTIONS	SET UP GAGE	
.099 - .114	NONE	.200	408-8040	458637-1	

LOC	DIST	REVISIONS				
A	66	P LTR	DESCRIPTION	DATE	DWN	APVD
		A	RELEASED	18APR2007	BH	BH
		B	ECR-08-023790	19SEP2008	MY	GB



-	2	-	3-354779-9	PIN, WIRE DISC, .3185	127
-	2	-	3-354779-2	PIN, WIRE DISC, .3150	126
-	REF	..	679532-1	INSERT, GUARD	115
-	1	-	1-21002-7	SCR, BTN SKT HD CAP 6-32 X .375	91
-	1	-	455888-8	SPACER, CRIMPER	82
-	1	-	4088040	SF APPL INST 408-8040	72
-	1	-	217238-1	GENERAL INSTRUCTION PKG	71
-	1	-	461264-1	PLATE, IDENTIFICATION	67
-	2	-	21017-2	SCREW, DRIVE	66
-	1	-	986950-1	WASHER, FLAT PRECISION	64
-	1	-	21009-2	SCR, SET, SELF LOCKING 1/4-20 X .250	63
-	1	-	22733-8	SCR, BHSC, SELF-LOCKING, 8-32 X .375	60
-	1	-	2-22603-0	SCR, HEX HD CAP 8-32 X .312	59
-	1	-	4-694433-9	FEED PAWL	56
-	4	-	2-21002-2	SCR, BTN SKT HD CAP 8-32 X .500	54
-	2	-	2-21000-7	SCR, SKT HD CAP 8-32 X .500	53
-	1	-	21018-5	NUT, HEX, REG 6-32	52
-	1	-	811242-2	BUMPER, HOLD DOWN	51
-	1	-	690753-1	SPACER, TONKER	50
-	1	..	690602-6	CAM, PRE FEED, 1 5/8	49
-	1	-	459456-1	APPL. BASIC SUB ASSY (SIDE WISE MQCA)	46
-	1	-	690191-1	PLUG, NYLON	45
-	1	-	455673-6	RAM, SIDE FEED	44
-	1	-	690125-1	SHIM SUB-ASSY	43
-	1	-	690124-9	WASHER, RAM (.125)	42
-	1	-	7-21002-9	SCR, BTN SKT HD CAP 5/16-24 X 1.00	41
-	1	-	690223-2	SPACER, INS.	38
-	1	-	354777-1	WIRE DISC, ASSEMBLY	37
-	1	-	22480-5	SPRING, COMPRESSION	36
-	1	-	690212-1	POST, RAM	35
-	1	-	5-690786-5	TERMINAL SUPPORT	34
-	2	-	2-21002-4	SCR, BTN SKT HD CAP 8-32 X .750	33
-	1	-	21024-5	WASHER, SPRG LOCK, REG NO 10	32
-	1	-	3-21000-4	SCR, SKT HD CAP 10-32 X .375	31
-	1	-	1320908-9	SPACER, STRIP GUIDE	30
-	1	-	1633091-1	ASSEMBLY, STRIP GUIDE	29
-	1	-	1320928-1	PLATE, STRIP GUIDE	24
-	3	-	21024-4	WASHER, SPRG LOCK, REG NO 8	20
-	1	-	3-22280-3	SPRING, COMPRESSION	12
-	1	-	1-690461-6	STOP, SHEAR	11
-	1	-	1338294-1	HOLDER, SHEAR	10
-	1	-	1338293-2	SHEAR, FLOATING	9
1	1	-	6-904132-5	ANVIL, COMBINATION	8
-	1	-	808890-4	DEPRESSOR, SHEAR	5
-	1	-	1-455888-0	SPACER, CRIMPER	2
1	1	-	6-1673600-8	CRIMPER, WIRE	1

DIMENSIONS: INCHES		TOLERANCES UNLESS OTHERWISE SPECIFIED:		DWN B. HIGMAN ZOMAR2007		CHK B. HIGMAN ZOMAR2007		APVD T. ELBIN ZOMAR2007		NAME		PRODUCT SPEC		APPLICATION SPEC		SIZE CAGE CODE DRAWING NO		RESTRICTED TO					
9 PLC	±	1 PLC	±0.1	2 PLC	±0.01	3 PLC	±0.001	4 PLC	±0.0001	ANGLES	±	WEIGHT	-	SCALE	3:5	SHEET	1	OF	1	REV	B		
MATERIAL												FINISH		CUSTOMER DRAWING		SCALE		SHEET		OF		REV	
-												-		-		A1		00779		C=1852449		-	

CUSTOMER VIEWABLE ASSEMBLY