



LOW PROFILE RX WIRELESS CHARGING COIL



AWCCA-28R15H08-C01-B

28.0mm x 15.0 mm x 0.8 mm
 **RoHS/RoHS II Compliant**
 MSL= 1

FEATURES

- Wireless Charging Receiver Coil
- 7.5μH inductance
- Optimized for 5V operation
- Space saving 28.0mm x 15.0mm footprint
- Low 0.8mm profile
- High permeability shielding to protect sensitive electronics
- Durable construction, industrial -25°C to 85°C operating temperature

APPLICATIONS

- Wearables and IoT
- Smart Watches
- Medical Devices
- Digital Cameras and Camcorders
- Consumer Electronics
- Portable Electronics
- Portable Audio
- Portable lighting

MAXIMUM RATINGS

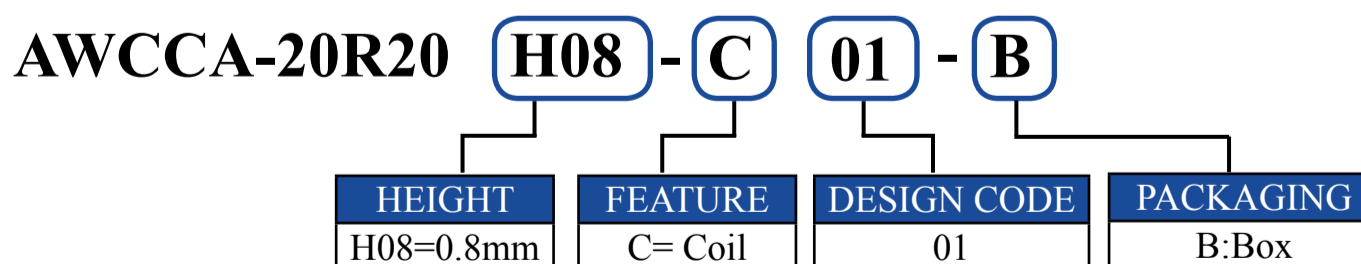
Item	Value
Operating Temperature Range	T=-25°C ~ 85°C, RH≤ 90%.
Storage Temperature Range	-25°C~85°C, 70%RH (Max.)

ELECTRICAL SPECIFICATIONS

Part Number	Inductance	DC Resistance	Q
AWCCA-28R15H08-C01-B	7.5μH ±10%	500mΩ±20%	15±30%
Test Condition	125KHz / 1V	20±10°C	100KHz/1V
Test Equipment	Agilent E4980	HIIOKI3540	Agilent E4980
Test Environment	Temperature: 20±10°C, RH: 65% ±20%		


Test Conditions: Ambient Temperature: 20±10°C, RH: 65% ±20%. If any doubt on the results, measurements/tests should be made within the following limits: Ambient Temperature 20±2°C, RH: 65%±5%

PART IDENTIFICATION




REVISED: 08/09/2016

LOW PROFILE RX WIRELESS CHARGING COIL

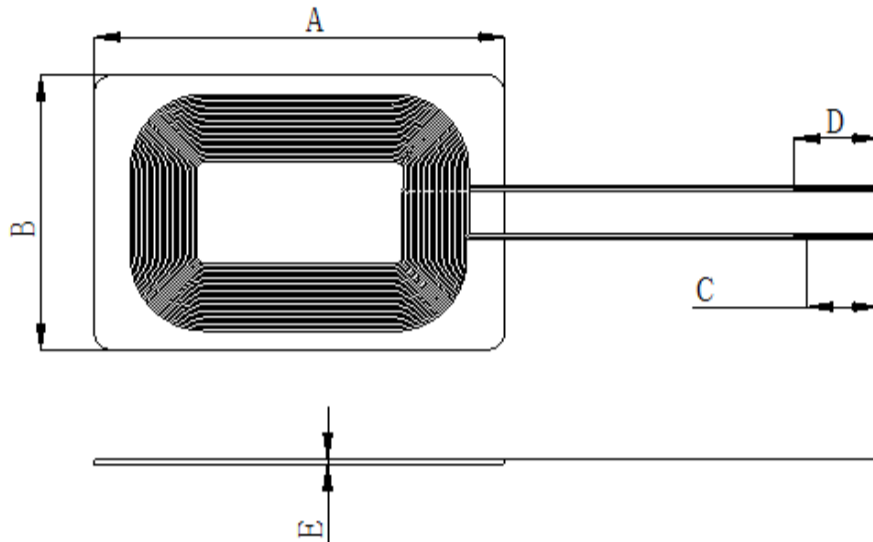


AWCCA-28R15H08-C01-B

28.0mm x 15.0 mm x 0.8 mm
 **RoHS/RoHS II Compliant**
 MSL= 1

MECHANICAL DIMENSIONS (ALL DIMENSIONS ARE IN mm)

Tolerances are ± 0.2 mm, unless otherwise specified*



Dimensions of AWCCA-28R15H08-C01-B

Item	A	B	C	D	E
Spec	28.0 \pm 1.0	15.0 \pm 1.0	25.0 \pm 2.0	5.0 REF	0.8 REF

Winding Details of AWCCA-28R15H08-C01-B

Number of Coils	Wire	Number of Turns	Inductance
1	0.14x2P	18 REF	7.5 \pm 10% μ H

Wave Soldering Profile: Not suitable for wave soldering

Manual Soldering: 350°C Max, 3secs

Packaging: Box, 100pcs MOQ

STORAGE AND OPERATIONAL CONDITIONS

Storage Conditions

1. Recommended storage conditions: -25°C~85°C, 70%RH (Max.)
2. Service life: Within the limits of six month from being produced.
3. The appearance and solder ability should be checked, if product is not in expiry date.


Operation Conditions

1. Use condition limit: T=-25°C ~ 85°C, RH \leq 90%.

REVISED: 08/09/2016

LOW PROFILE RX WIRELESS CHARGING COIL

AWCCA-28R15H08-C01-B



28.0mm x 15.0 mm x 0.8 mm

 **RoHS/RoHS II Compliant**
MSL= 1

NOTES

1. The parts are manufactured in accordance with this specification. If other conditions and specifications which are required for this specification, please contact ABRACON for more information.
2. ABRACON will supply the parts in accordance with this specification unless we receive a written request to modify prior to an order placement.
3. In no case shall ABRACON be liable for any product failure from in appropriate handling or operation of the item beyond the scope of this specification.
4. When changing your production process, please notify ABRACON immediately.
5. ABRACON LLC's products are COTS – Commercial-Off-The-Shelf products; suitable for Commercial, Industrial and, where designated, Automotive Applications. ABRACON's products are not specifically designed for Military, Aviation, Aerospace, Life-dependant Medical applications or any application requiring high reliability where component failure could result in loss of life and/or property. For applications requiring high reliability and/or presenting an extreme operating environment, written consent and authorization from ABRACON LLC is required. Please contact ABRACON LLC for more information.
6. All specifications and Marking will be subject to change without notice.

REVISED: 08/09/2016