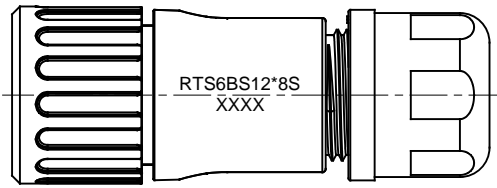
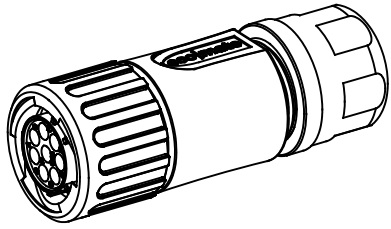
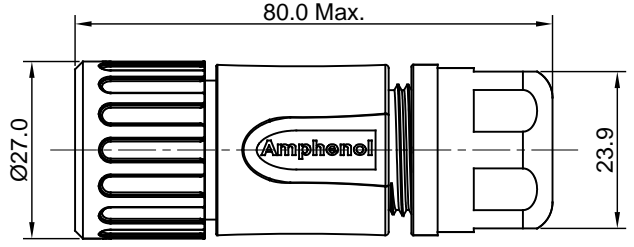
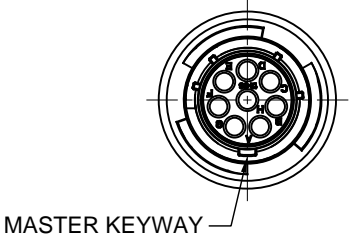


REVISIONS					
REV	ECO	DESCRIPTION	DATE	BY	APPR
A1		FIRST RELEASED	Aug-10-2016	Ben	Tommy



NOTES : (UNLESS OTHERWISE SPECIFIED)

- MATERIAL :
SHELL : THERMOPLASTIC , UL94 V-0.
INSERT : THERMOPLASTIC , UL94 V-0.
COUPLING NUT : THERMOPLASTIC , UL94 V-0.
O-RING : NBR OR SR.
WAVE WASHER : STAINLESS STEEL.
BACK SHELL : THERMOPLASTIC , UL94 V-0.
CLAMP NUT : THERMOPLASTIC , UL94 V-0.
PLASTIC RING : THERMOPLASTIC , UL94 V-0.
RUBBER RING : NBR OR SR.
- SPECIFICATIONS :
2.1, RATED CURRENT : 13A (MAX).
2.2, RATED VOLTAGE : 500V(AC/DC).
2.3, OPERATING TEMPERATURE : SEE TABLE.
2.4, DIELECTRIC WITHSTANDING VOLTAGE : LESS THAN 2 MILLIAMPS CURRENT LEAKAGE@2000 VOLTS AC.
2.5, INSULATION RESISTANCE : 5000 MEGOHMS MIN.
2.6, IP-CLASS : IP67.
2.7, MATING CYCLES DURABILITY : 500 CYCLES MIN.
2.8, RoHS COMPLIANT.
- SUITABLE CONTACTS : 16# SOCKET CONTACTS.
- ALL DIMENSIONS ARE FOR REFERENCE USE ONLY.

DIMENSION ØA	CABLE OD RARGE
9.5 MM	6.0~9.0MM
12.2 MM	8.5~12.0MM

KEY	PART NUMBER	
		-40°C ~ +105°C
N	RTS6BS12N8S	RTS6BS12N8S03

QUANTITY	PART NUMBER	DESCRIPTION	ITEM
MATERIALS LIST			
UNLESS OTHERWISE SPECIFIED 1) All dimensions are in metric(mm). 2) Tolerances are as follows: 1 PL DEC ±0.30 Fractions ±1/64 2 PL DEC ±0.15 Angles ±1° 3 PL DEC ±0.08 3) Note reference =		SIGNATURES	DATE
		DRAWN: Ben	Aug-10-2016
		CHECKED: Tod	Aug-10-2016
		ENGINEER:	
		APPROVAL: Tommy	Aug-10-2016
MATERIAL SPECIFICATIONS:		CUSTOMER:	
PROCESS SPECIFICATIONS:		THIS DRAWING IS SUPPLIED FOR INFORMATION ONLY. DESIGN FEATURES, SPECIFICATIONS AND PERFORMANCE DATA SHOWN HEREON ARE THE PROPERTY OF THE AMPHENOL CORPORATION. NO RIGHTS OF REPRODUCTION ARE IMPLIED. ALL DIMENSIONS ARE SUBJECT TO NORMAL MANUFACTURING VARIATIONS.	
NEXT ASSY:		SIZE	TYPE
		B	C-
		SCALE: NONE	DWG NO: RTS6BS12*8Sxx
			REVISION A1
		SHEET 1	OF 1

TITLE: ECO-MATE,PLUG,STRAIGHTER,8POS,SOCKET CONTACT,SIZE 12
DWG NO: RTS6BS12*8Sxx
REV: A1
SH: 1
OF: 1