

Bus system cable - VS-FSDBPS-IP20-93G-LI/2,0 - 1419146

Please be informed that the data shown in this PDF Document is generated from our Online Catalog. Please find the complete data in the user's documentation. Our General Terms of Use for Downloads are valid (<http://download.phoenixcontact.com>)



Assembled EtherCAT[®] cable, shielded, star quad, AWG 22 stranded (7-wire), RAL 6018 (yellow-green), M12 flush-type socket, SPEEDCON, 4-pos. on RJ45 connector/IP20, length: 2 m



Key commercial data

Packing unit	1 pc
Custom tariff number	85444210
Country of origin	Germany

Technical data

Dimensions

Length of cable	2 m
-----------------	-----

Ambient conditions

Degree of protection	IP20 (RJ45 connector)
	IP67 (M12 connector)

General

Number of positions	4
Signal type/category	EtherCAT [®] , 100 Mbps
Insertion/withdrawal cycles	≥ 100

Material

Inflammability class according to UL 94	V0
-----------------------------------------	----

Cable

Cable type	PROFINET PVC stranded CAT5e
Cable type (abbreviation)	93B
UL AWM style	21694
Cable structure	1x4xAWG22/7; SF/TQ

Bus system cable - VS-FSDBPS-IP20-93G-LI/2,0 - 1419146

Technical data

Cable

Conductor cross section	4x 0.34 mm ²
AWG signal line	22
Conductor structure signal line	7x 0.25 mm
Core diameter including insulation	approx. 1.5 mm
Wire colors	White, yellow, blue, orange
Overall twist	Star quad
Shielding	Aluminum-coated foil, tinned copper braided shield
Optical shield covering	85 %
External sheath, color	Green RAL 6018
Outer sheath thickness	approx. 0.9 mm
External cable diameter D	6.5 mm ±0.2 mm
Minimum bending radius, fixed installation	3 x D
Minimum bending radius, flexible installation	7 x D
Torsion force	± 180 °/m (30,000 torsion cycles)
Cable weight	67 kg/km
Outer sheath, material	PVC
Material, inner sheath	PVC
Material conductor insulation	PE
Conductor material	Tin-plated Cu litz wires
Insulation resistance	≥ 500 MΩ*km
Loop resistance	≤ 120 Ω (per kilometer)
Working capacitance	52 pF
Wave impedance	100 Ω ±15 Ω (at 100 MHz)
Signal runtime	5.3 ns/m
Coupling resistance	≤ 20.00 mΩ/m
Nominal voltage, cable	600 V
Test voltage Core/Core	2000 V (50 Hz, 1 min.)
Test voltage Core/Shield	2000 V (50 Hz, 1 min.)
Flame resistance	According to UL 1685 (CSA FT 4)
Resistance to oil	Resistant to oil to a limited extent
Other resistance	UV resistant According to UL 1581, Section 1200
Ambient temperature (operation)	-40 °C ... 70 °C (cable, fixed installation)
	-40 °C ... 70 °C (cable, flexible installation)

Bus system cable - VS-FSDBPS-IP20-93G-LI/2,0 - 1419146

Classifications

eCl@ss

eCl@ss 4.0	27060307
eCl@ss 4.1	27060307
eCl@ss 5.0	27061801
eCl@ss 5.1	27060307
eCl@ss 6.0	27061801
eCl@ss 7.0	27061801
eCl@ss 8.0	27061801

ETIM

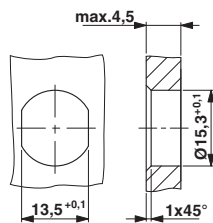
ETIM 2.0	EC000830
ETIM 3.0	EC000830
ETIM 4.0	EC002599
ETIM 5.0	EC000830

UNSPSC

UNSPSC 6.01	26121616
UNSPSC 7.0901	26121616
UNSPSC 11	26121604
UNSPSC 12.01	26121616
UNSPSC 13.2	26121616

Drawings

Dimensioned drawing



Housing cutout for PG9 fastening thread, mounting panel with feed-through hole (alternatively with area as polarization)

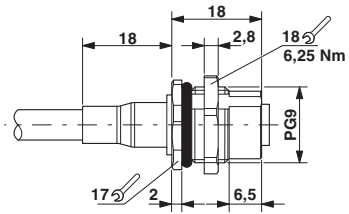
Cable cross section



PROFINET PVC stranded CAT5e [93B]

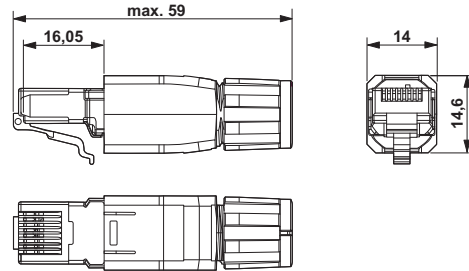
Bus system cable - VS-FSDBPS-IP20-93G-LI/2,0 - 1419146

Dimensioned drawing



M12 panel feed-through

Dimensioned drawing



RJ45 connector