


Type SC0712, SC0912, SC0914, SC1314 Series

Type SC0712, SC0912, SC0914, SC1314 Series



This range of flexible high current radial chokes is a natural choice for modern electronic circuitry. With a high temperature heat shrink outer for high insulation, DC currents up to 5.6 at 3.3uH (SC1314) and rated to 600V they are suited to most applications, especially high power circuitry such as lighting ballasts, power supplies, etc...

Key Features

- E12 Series Values
- Suited To Power Circuits
- Up to 5.6 Amps (SC1314)
- Wide Value Range
- High Reliability Ferrite Core

Characteristics - Electrical SC0712 Style

Inductance Code	Inductance (uH)	Tolerance %	Q Test Freq. MHz	Q Factor Min.	S.R.F. MHz Min.	DC Resistance (Ω) Max.	Direct Current Max. (A)
100	10	10	2.52	20	16.0	0.07	1.10
120	12	10	2.52	20	12.0	0.08	1.00
150	15	10	2.52	20	10.0	0.09	0.90
180	18	10	2.52	20	10.0	0.10	0.75
220	22	10	2.52	20	9.0	0.12	0.70
270	27	10	2.52	20	8.0	0.13	0.65
330	33	10	2.52	20	7.0	0.15	0.60
390	39	10	2.52	20	6.0	0.16	0.55
470	47	10	2.52	20	6.0	0.18	0.45
560	56	10	2.52	20	5.0	0.21	0.40
680	68	10	2.52	20	5.0	0.24	0.36
820	82	10	2.52	20	5.0	0.35	0.34
101	100	10	0.796	20	4.0	0.40	0.32
121	120	10	0.796	20	4.0	0.45	0.30
151	150	10	0.796	20	3.5	0.50	0.28
181	180	10	0.796	20	3.0	0.75	0.26
221	220	10	0.796	20	3.0	0.90	0.24
271	270	10	0.796	20	2.5	1.00	0.22
331	330	10	0.796	20	2.5	1.10	0.20
391	390	10	0.796	20	2.0	1.20	0.18
471	470	10	0.796	20	2.0	1.50	0.16
561	560	10	0.796	20	2.0	1.80	0.15

SC0912 Style

Inductance Code	Inductance (uH)	Tolerance %	Q Test Freq. MHz	Q Factor Min.	S.R.F. MHz Min.	DC Resistance (Ω) Max.	Direct Current Max. (A)
1R5	1.5	20	7.96	30	78.0	0.008	5.40
2R2	2.2	20	7.96	30	63.0	0.010	4.50
3R3	3.3	20	7.96	30	50.0	0.018	3.60
4R7	4.7	20	7.96	30	41.0	0.022	3.10
6R8	6.8	20	7.96	30	33.0	0.028	2.50
100	10	10	2.52	60	27.0	0.043	2.10
150	15	10	2.52	50	21.0	0.056	1.70
220	22	10	2.52	50	17.0	0.086	1.40
330	33	10	2.52	45	13.0	0.140	1.10
470	47	10	2.52	40	11.0	0.170	0.96
680	68	10	2.52	35	9.0	0.280	0.79
101	100	10	0.796	55	7.2	0.330	0.66
151	150	10	0.796	40	5.7	0.560	0.53
221	220	10	0.796	30	4.5	0.720	0.44
331	330	10	0.796	25	3.6	1.100	0.36
471	470	10	0.796	25	2.9	1.700	0.30
681	680	10	0.796	25	2.3	2.300	0.25
102	1000	10	0.252	55	1.9	4.300	0.20

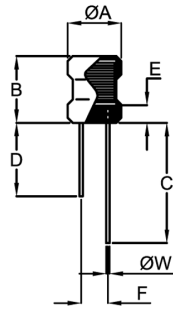
Type SC0712, SC0912, SC0914, SC1314 Series
**Characteristics - Electrical
SC0914 Style**

Inductance Code	Inductance (uH)	Tolerance %	Q Test Freq. MHz	Q Factor Min.	S.R.F. MHz Min.	DC Resistance (Ω) Max.	Direct Current Max. (A)
3R3	3.3	20	7.96	20	70.0	0.027	3.60
4R7	4.7	20	7.96	20	50.0	0.033	3.20
6R8	6.8	20	7.96	20	30.0	0.039	3.00
100	10	10	2.52	50	20.0	0.048	2.70
120	12	10	2.52	50	15.0	0.055	2.50
150	15	10	2.52	50	10.0	0.060	2.40
180	18	10	2.52	40	9.5	0.065	2.30
220	22	10	2.52	40	9.0	0.090	1.90
270	27	10	2.52	40	8.5	0.11	1.80
330	33	10	2.52	40	8.0	0.12	1.70
390	39	10	2.52	30	7.0	0.13	1.60
470	47	10	2.52	30	6.0	0.14	1.50
560	56	10	2.52	30	5.0	0.20	1.30
680	68	10	2.52	30	4.5	0.21	1.20
820	82	10	2.52	30	4.0	0.23	1.10
101	100	10	0.796	30	3.5	0.28	1.00
121	120	10	0.796	30	3.0	0.32	0.90
151	150	10	0.796	30	2.8	0.37	0.80
181	180	10	0.796	30	2.6	0.54	0.75
221	220	10	0.796	30	2.4	0.60	0.70
271	270	10	0.796	20	2.2	0.68	0.65
331	330	10	0.796	20	2.0	0.76	0.60
391	390	10	0.796	20	1.9	0.85	0.55
471	470	10	0.796	20	1.8	1.30	0.50
561	560	10	0.796	20	1.7	1.40	0.45
681	680	10	0.796	20	1.6	1.60	0.40
821	820	10	0.796	20	1.5	1.80	0.35
102	1000	10	0.252	40	1.3	2.10	0.30

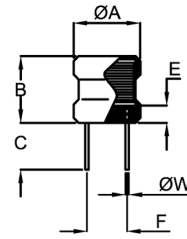
SC1314 Style

Inductance Code	Inductance (uH)	Tolerance %	Q Test Freq. MHz	Q Factor Min.	S.R.F. MHz Min.	DC Resistance (Ω) Max.	Direct Current Max. (A)
3R3	3.3	20	7.96	90	59.0	0.008	5.60
4R7	4.7	20	7.96	100	45.0	0.009	4.70
6R8	6.8	20	7.96	80	34.0	0.012	3.90
100	10	20	2.52	140	26.0	0.015	3.20
150	15	20	2.52	120	19.0	0.019	2.60
220	22	10	2.52	110	14.0	0.026	2.20
330	33	10	2.52	100	10.0	0.045	1.80
470	47	10	2.52	90	8.30	0.056	1.50
680	68	10	2.52	80	6.70	0.092	1.20
101	100	10	0.796	70	5.40	0.12	1.00
151	150	10	0.796	70	4.30	0.20	0.82
221	220	10	0.796	40	3.40	0.25	0.68
331	330	10	0.796	40	2.70	0.42	0.55
471	470	10	0.796	30	2.30	0.51	0.46
681	680	10	0.796	30	1.90	0.79	0.38
102	1000	10	0.252	40	1.60	1.30	0.31
152	1500	10	0.252	30	1.30	1.70	0.25
222	2200	10	0.252	60	1.10	2.90	0.21
332	3300	10	0.252	50	0.90	3.70	0.17
472	4700	10	0.252	50	0.76	5.60	0.14
682	6800	10	0.252	60	0.65	9.40	0.12
103	10000	10	0.0796	80	0.53	12.0	0.10
153	15000	10	0.0796	70	0.41	15.0	0.082

Dimensions SC0712 / SC0914



SC0912 / SC1314



Series	A (mm)	B (mm)	C (mm)	D (mm)	E (mm)	F (mm)	W (Dia) (mm)
SC0712	6.7±0.5	10.0±1.0	28.0±5.0	18.0±5.0	2.5 max.	3.0±0.5	0.65
SC0912	8.7±0.5	10.0±1.0	25.0±5.0	---	2.5 max.	5.0±0.5	0.65
SC0914	8.7±0.5	12.0±1.0	18.0±5.0	12.0±1.0	2.5 max.	5.0±0.8	0.65
SC1314*	11.7±0.5	12.0±1.0	15.0±5.0	---	2.5 max.	9.0±1.0	See Note
	11.7±0.5	12.0±1.0	15.0±5.0	---		7.0±0.8	0.65

* N.B.¹ For Value Range 3.3 µH to 47 µH
 N.B.² For Value Range 68 µH to 15000 µH

Characteristics

Temperature Rise:	20°C maximum at rated current
Storage Temperature:	-25°C to +85°C
Operating Temperature Range:	-20°C to +80°C

How to Order

SC	0712	103	J
Common Part	Package Size	Inductance Value	Tolerance
SC	0712 0912 0914 1314	See relevant table for Inductance Code	J - 5% K - 10% M - 20%