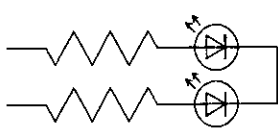
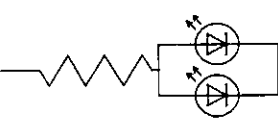


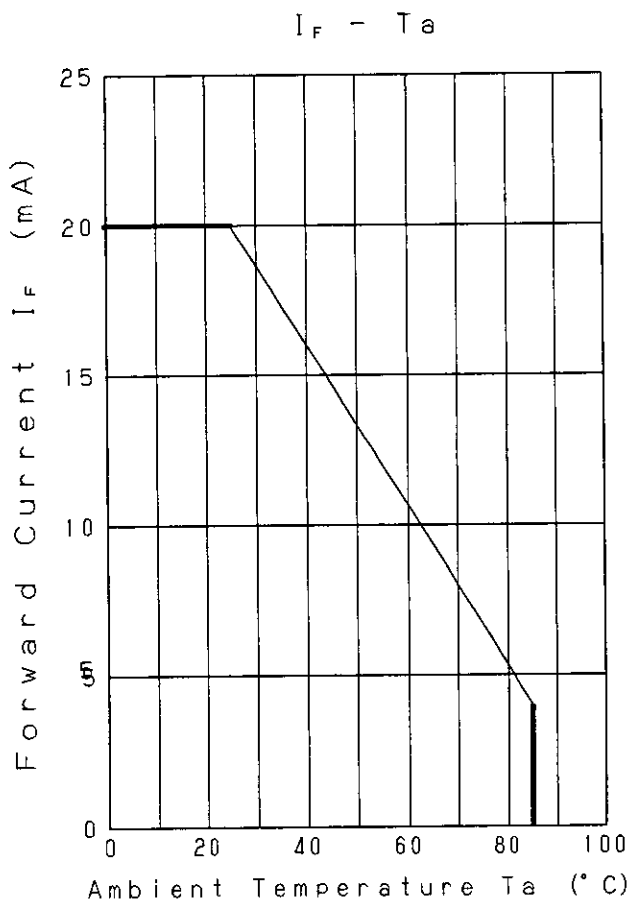
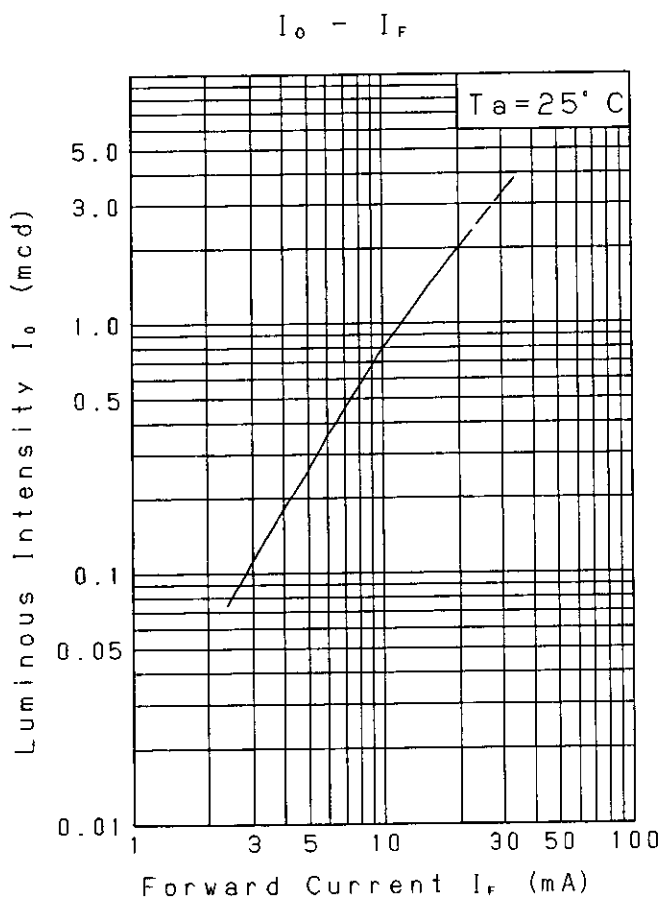
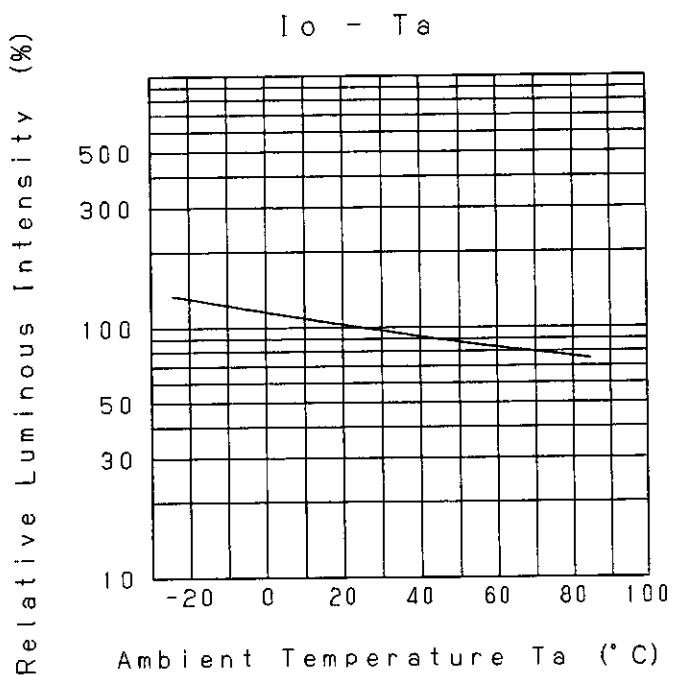
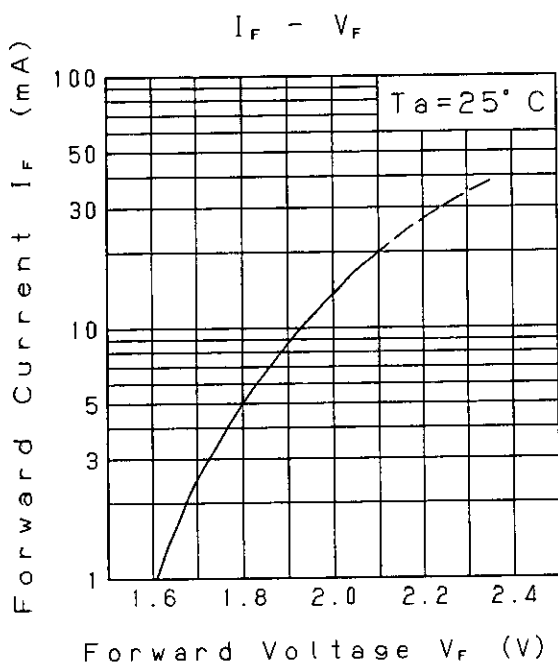
Approved	Checked	Designed	DEVELOPMENT SPECIFICATION					
		<i>K. Oshiro</i>	Tentative P/N: LN J 8 0 6 K 5 SUX					
T Y P E		Soft Orange Light Emitting Diode						
A P P L I C A T I O N		Indicators						
M A T E R I A L		GaAsP						
O U T L I N E		Attached						
A B S O L U T E M A X I M U M R A T I N G S		P	※ I _{FP}	I _{FDC}	V _R	Topr	Tstg	
		60	60	20	3	-25~+85	-30~+100	
		mW	mA	mA	V	°C	°C	
C O N D I T I O N		T _a = 25 ± 3 °C						
T e s t S p e c i f i c a t i o n								
I t e m	S y m b o l	C o n d i t i o n	T y p	L i m i t		U n i t		
				Min	Max			
Forward Voltage	V _F	I _F = 10 mA	1.93		2.6	V		
Reverse Leakage Current	I _R	V _R = 3 V			10	μA		
Luminous Intensity	I _O	I _F = 10 mA · DC	0.8	0.3		mcd		
Peak Emission Wavelength	λ _p	I _F = 10 mA · DC	610			nm		
Spectral Line Half Width	Δλ	I _F = 10 mA · DC	40			nm		
<p>※ · The Condition of I_{FP} is duty 10 %, Pulse width 1 ms</p> <p>· Please contact the Panasonic local office if you design at low current (below 1mA DC) or pulse current operation and have any questions.</p> <p>NOTE</p> <ol style="list-style-type: none"> 1. Compositions of the lead ... Cu/Ni/Au plating 2. Soldering conditions. Refer to Handling note. 3. Care should be taken that soldering is done within 3-days after opening the dry package and reel. 4. Package: Light yellow diffusion type. 5. Circuit to operate LED. 								
						<p>(A) Recommended circuit. (B) The difference of brightness between the LED could be found due to the V_F characteristics of each LED.</p>		
Oct. 27. 2001								

Approved Checked Designed

DEVELOPMENT SPECIFICATION

K. Oshino

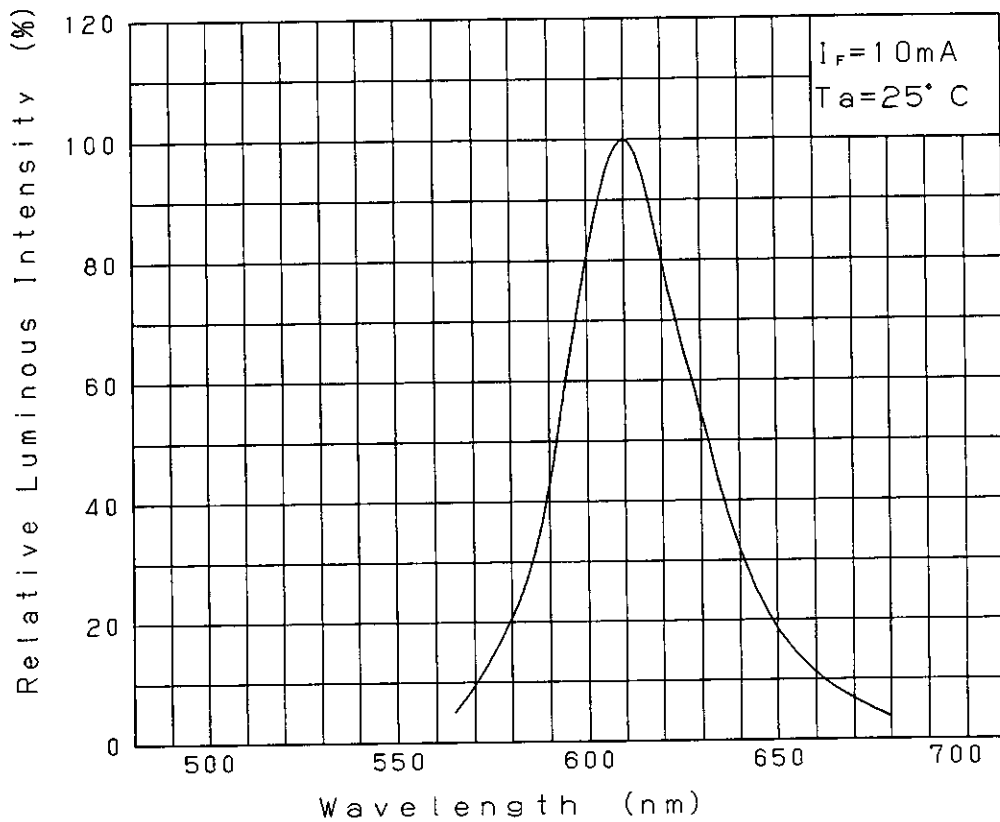
Tentative
P/N:LNJ806K5SUX



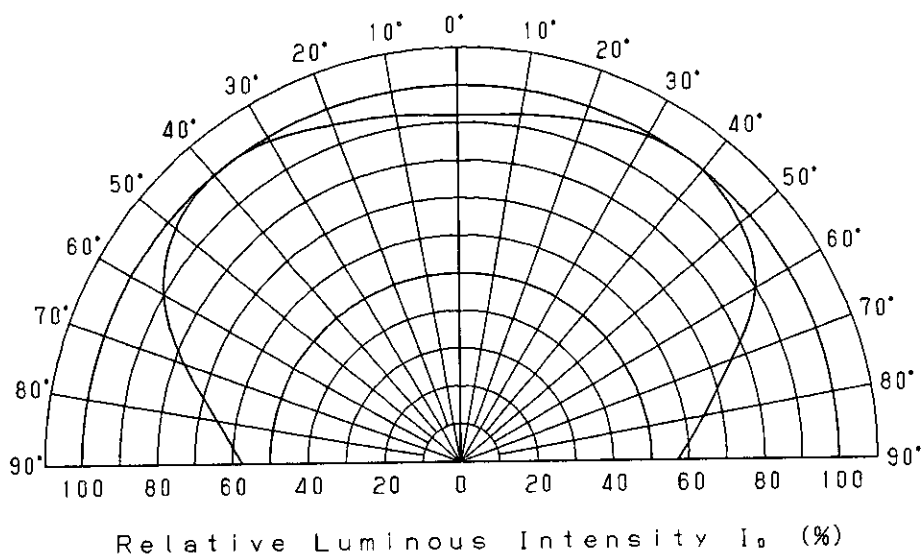
Oct. 27. 2001

Approved	Checked	Designed	DEVELOPMENT SPECIFICATION			
		<i>K. Oshida</i>		P/N:LNJ806K5SUX		

Relative Luminous Intensity
Wavelength Characteristics

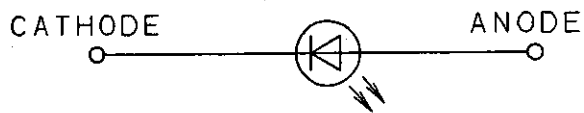
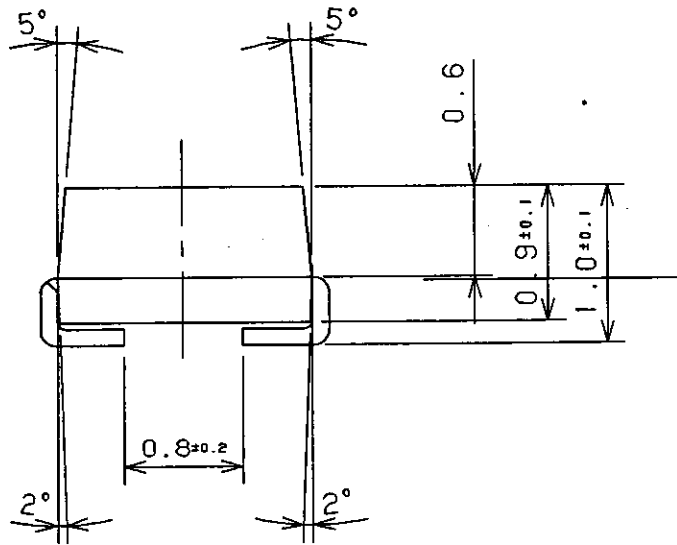
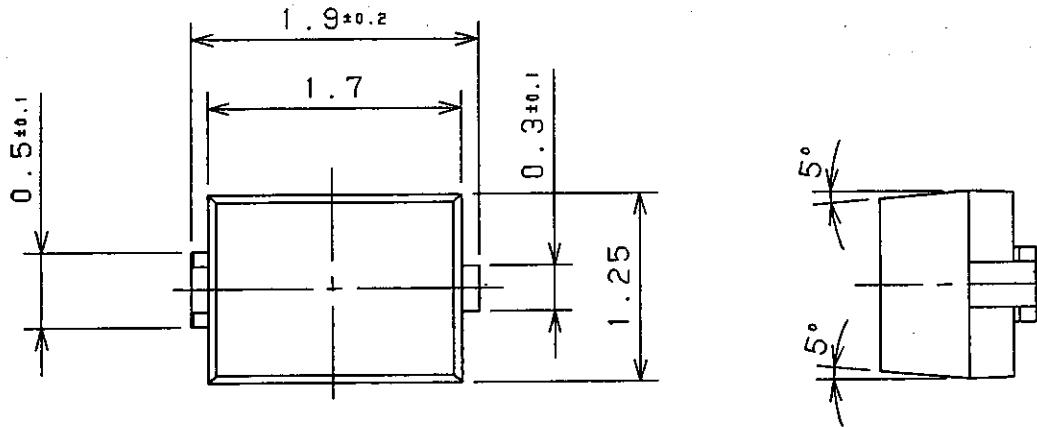


Derective Characteristics



Oct. 27. 2001			
---------------	--	--	--

Approved	Checked	Designed	DEVELOPMENT SPECIFICATION (OUTLINE)	P/N: _____
		<i>K. Ozawa</i>		



(NOTE)

1. Unit: mm
2. Tolerance unless specified is ± 0.2 .
3. Measurement of the Package doesn't include gete projection.
4. Corner of the package is R 0.2max.
5. Projection's tolerance of the package is R 0.2max.

Oct. 27. 2001		