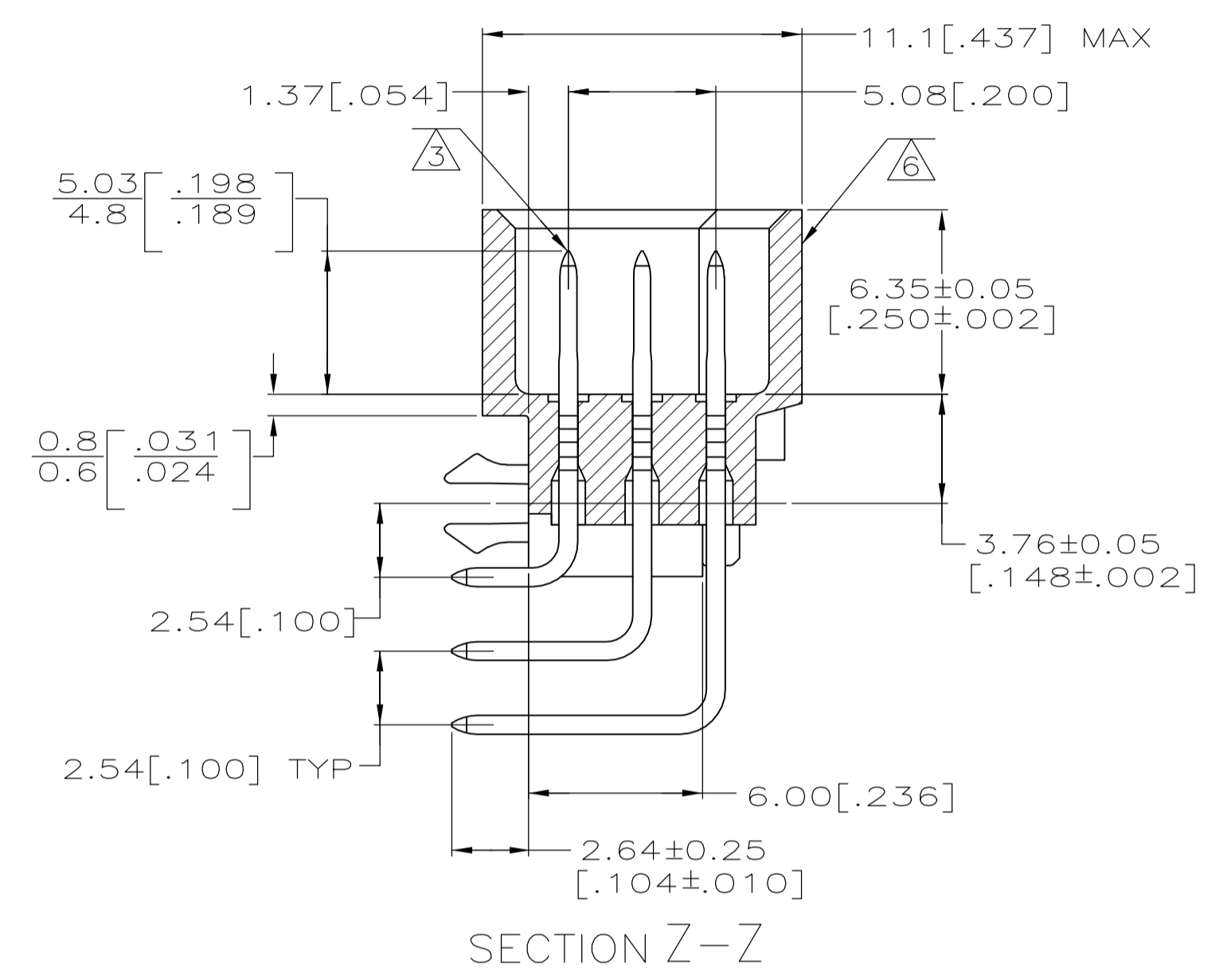
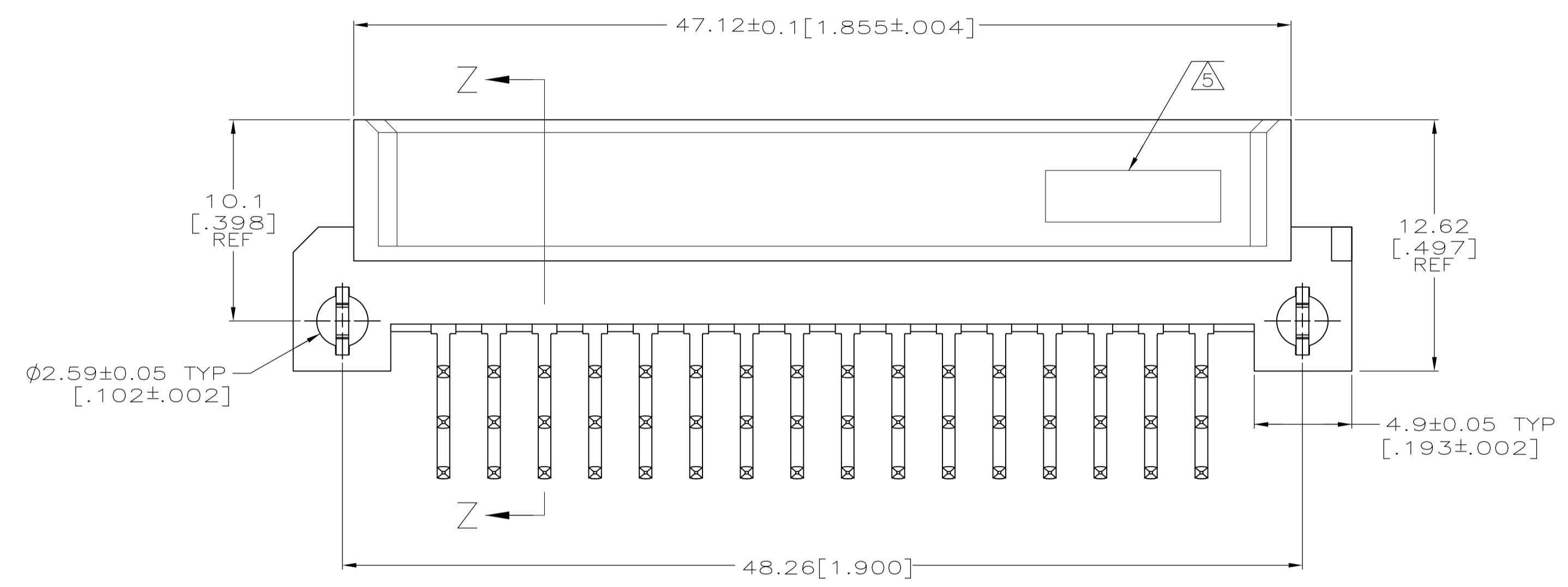
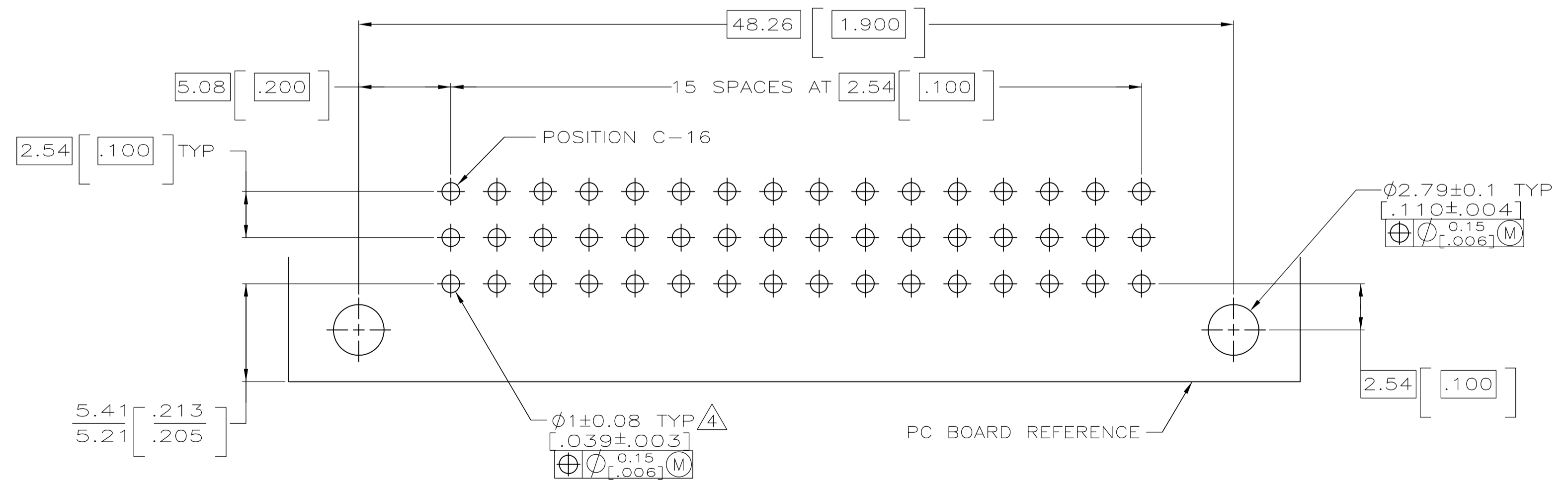
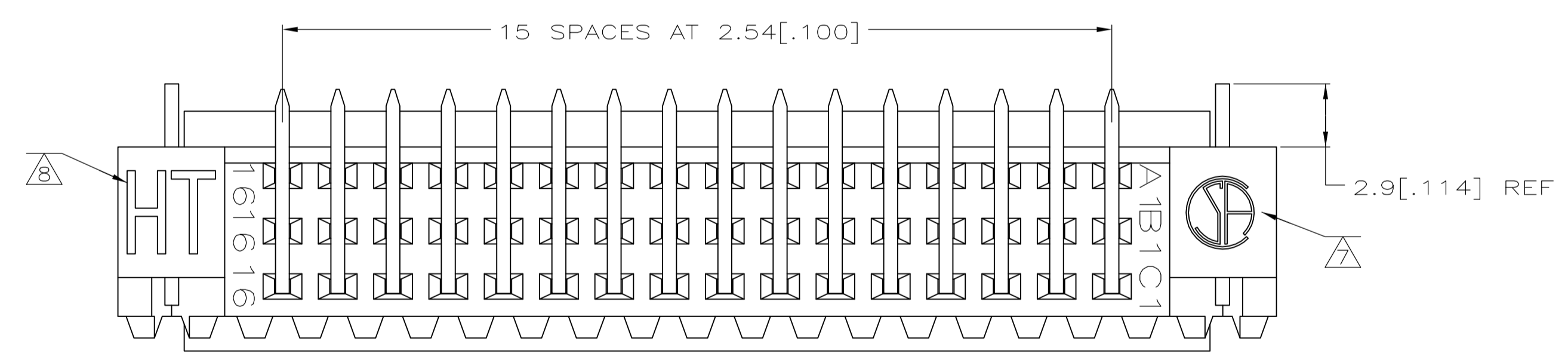


- 1 HOUSING MATERIAL: HIGH TEMPERATURE, GLASS-FILLED, POLYMER. COLOR: GRAY OR WHITE.
- 2 POST MATERIAL: BRASS.
- 3 POST FINISH: DIN 41612 CLASS 2 IN CONTACT AREA. TIN-LEAD PLATE ON POSTS.
- 4 RECOMMENDED HOLE SIZE FOR MANUAL APPLICATION OF CONNECTOR ONTO PC BOARD.
- 5 PART NUMBER, DATE CODE MARKED THIS APPROXIMATE AREA.
- 6 MARKING ON THIS SIDE.
- 7 CSA LOGO MOLDED IN THIS AREA.
- 8 HIGH TEMPERATURE DESIGNATION MOLDED IN THIS AREA.



REFERENCE FAMILY DRAWING 650473 FOR ALL TYPE C HEADER OFFERINGS



PC BOARD LAYOUT
 RECOMMENDED PC BOARD THICKNESS 1.57 [.062]

THIS DRAWING IS A CONTROLLED DOCUMENT.		DWN: L. BRINER 7/28/93	TE Connectivity	
DIMENSIONS: mm		CHK: R. PATTERSON 8/3/93	NAME: PIN ASSEMBLY, EUROCARD, TYPE 1/2C WITH BOARD-LOCKS	
TOLERANCES UNLESS OTHERWISE SPECIFIED:		APVD: D.C. RUBENDALL 8/3/93	PRODUCT SPEC: ---	
0 PLC ± -		APPLICATION SPEC: ---		
1 PLC ± -		WEIGHT: ---		
2 PLC ± -		SCALE: 5:1		
3 PLC ± 0.13 [.005]		SHEET 1 OF 1		
4 PLC ± -		REV E		
FINISHES ± -		CUSTOMER DRAWING		
MATERIAL: HSG: 1	POST: 2	SIZE: A1 00779 C-148020		
	POST: 3	DRAWING NO: 148020		