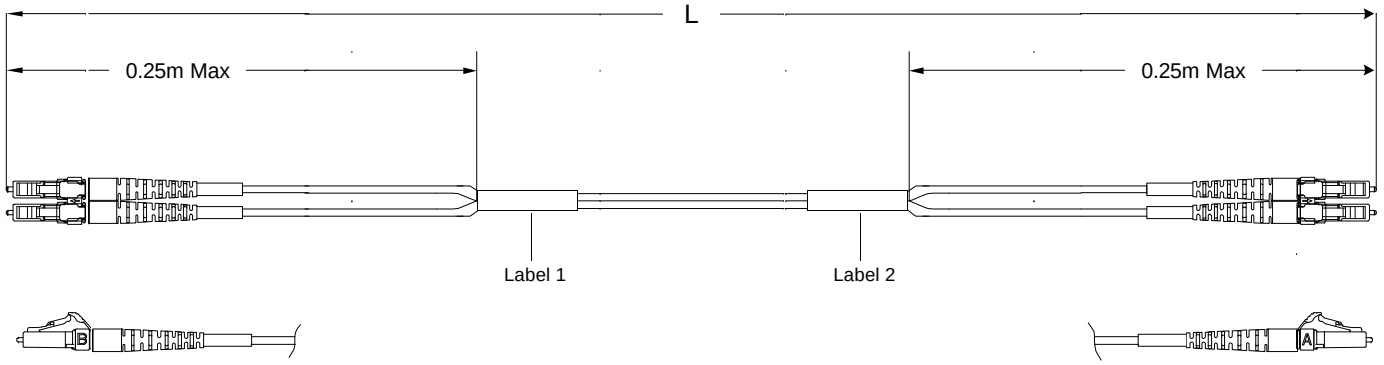

Left Side

Connector(s): LC-Duplex Secure
Mode: MM
Housing Color: Orange
Geom. Spec: N/A

Fiber Path

A - ——— - B
B - ——— - A

Right Side

Connector(s): LC-Duplex
Mode: MM
Housing Color: Beige
Geom. Spec: N/A

Notes:

1 Product and Processing must meet requirements of Tyco Electronics Standard 230-702
2 Includes dust caps (not shown on print).
3 IL tested at 1300nm.
4 Label 2 will not be present on any cable assembly less than 5 meters long.

P	LTR	REVISION RECORD	DATE	DWN	APVD
	A	Rev Per EC# RELEASE	2/22/2007	-	JD

DIMENSIONS: meters

TOLERANCES UNLESS OTHERWISE SPECIFIED:
0 PLC ± -
1 PLC ± -
2 PLC ± -
3 PLC ± -
4 PLC ± -

Restricted To:

DWN Cable Assy Configurator	MATERIAL -	HEAT TREAT -	
CHK Jeremy Duncan	AMP Tyco Electronics, Inc. Harrisburg, PA 17105-3608		
APVD Jeremy Duncan			
NAME FO C/A - 2 fiber, 50/125, OFNR (Riser) jacket, LC-Duplex Secure to LC-Duplex			
SCALE NTS	SIZE A2	DRAWING NO C- 1906016	SHEET 1 of 4	REV A

LOC CE
DIST 16

USED ON

DWG NO 1906016

THIS DRAWING IS A CONTROLLED DOCUMENT

THIS INFORMATION IS CONFIDENTIAL AND PROPRIETARY TO TYCO ELECTRONICS CORPORATION AND ITS WORLDWIDE SUBSIDIARIES AND AFFILIATES. IT MAY NOT BE DISCLOSED TO ANYONE, OTHER THAN TYCO ELECTRONICS PERSONNEL, WITHOUT WRITTEN AUTHORIZATION FROM TYCO ELECTRONICS CORPORATION, HARRISBURG, PENNSYLVANIA

CAC Customer Layout Rev: D

Part #	L (meters)	L (feet)	LC-Duplex Secure, Orange IL (dB)	LC-Duplex Secure, Orange RL (dB)	LC-Duplex, Beige IL (dB)	LC-Duplex, Beige RL (dB)
0-1906016-1	0.950 - 1.050	3.11 - 3.44	0.5	-	0.5	-
0-1906016-2	1.950 - 2.050	6.39 - 6.72	0.5	-	0.5	-
0-1906016-3	2.950 - 3.050	9.67 - 10.00	0.5	-	0.5	-
0-1906016-4	3.920 - 4.080	12.86 - 13.38	0.51	-	0.51	-
0-1906016-5	4.920 - 5.080	16.14 - 16.66	0.51	-	0.51	-
0-1906016-6	5.920 - 6.080	19.42 - 19.94	0.51	-	0.51	-
0-1906016-7	6.920 - 7.080	22.70 - 23.22	0.51	-	0.51	-
0-1906016-8	7.920 - 8.080	25.98 - 26.50	0.51	-	0.51	-
0-1906016-9	8.850 - 9.150	29.03 - 30.01	0.51	-	0.51	-
1-1906016-0	9.850 - 10.150	32.31 - 33.30	0.52	-	0.52	-
1-1906016-1	10.850 - 11.150	35.59 - 36.58	0.52	-	0.52	-
1-1906016-2	11.850 - 12.150	38.87 - 39.86	0.52	-	0.52	-
1-1906016-3	12.850 - 13.150	42.15 - 43.14	0.52	-	0.52	-
1-1906016-4	13.850 - 14.150	45.43 - 46.42	0.52	-	0.52	-
1-1906016-5	14.850 - 15.150	48.72 - 49.70	0.52	-	0.52	-
1-1906016-6	15.840 - 16.160	51.96 - 53.01	0.52	-	0.52	-
1-1906016-7	16.830 - 17.170	55.21 - 56.33	0.53	-	0.53	-
1-1906016-8	17.820 - 18.180	58.46 - 59.64	0.53	-	0.53	-
1-1906016-9	18.810 - 19.190	61.71 - 62.95	0.53	-	0.53	-
2-1906016-0	19.800 - 20.200	64.96 - 66.27	0.53	-	0.53	-
2-1906016-1	20.790 - 21.210	68.20 - 69.58	0.53	-	0.53	-
2-1906016-2	21.780 - 22.220	71.45 - 72.90	0.53	-	0.53	-
2-1906016-3	22.770 - 23.230	74.70 - 76.21	0.53	-	0.53	-
2-1906016-4	23.760 - 24.240	77.95 - 79.52	0.54	-	0.54	-
2-1906016-5	24.750 - 25.250	81.20 - 82.84	0.54	-	0.54	-
2-1906016-6	25.740 - 26.260	84.44 - 86.15	0.54	-	0.54	-
2-1906016-7	26.730 - 27.270	87.69 - 89.46	0.54	-	0.54	-
2-1906016-8	27.720 - 28.280	90.94 - 92.78	0.54	-	0.54	-
2-1906016-9	28.710 - 29.290	94.19 - 96.09	0.54	-	0.54	-
3-1906016-0	29.700 - 30.300	97.44 - 99.40	0.55	-	0.55	-
3-1906016-1	30.690 - 31.310	100.68 - 102.72	0.55	-	0.55	-
3-1906016-2	31.680 - 32.320	103.93 - 106.03	0.55	-	0.55	-
3-1906016-3	32.670 - 33.330	107.18 - 109.35	0.55	-	0.55	-
3-1906016-4	33.660 - 34.340	110.43 - 112.66	0.55	-	0.55	-
3-1906016-5	34.650 - 35.350	113.68 - 115.97	0.55	-	0.55	-
3-1906016-6	35.640 - 36.360	116.92 - 119.29	0.55	-	0.55	-
3-1906016-7	36.630 - 37.370	120.17 - 122.60	0.56	-	0.56	-
3-1906016-8	37.620 - 38.380	123.42 - 125.91	0.56	-	0.56	-
3-1906016-9	38.610 - 39.390	126.67 - 129.23	0.56	-	0.56	-
4-1906016-0	39.600 - 40.400	129.92 - 132.54	0.56	-	0.56	-
4-1906016-1	40.590 - 41.410	133.16 - 135.85	0.56	-	0.56	-
4-1906016-2	41.580 - 42.420	136.41 - 139.17	0.56	-	0.56	-

USED ON

Qty	U of M	Description	Item No.
2	piece	Trace Label	7
4	piece	Eyelet/Shrink tube assembly - White	6
AR	meter	2 fiber, 50/125, 2.0mm, Twinzip, Orange, OFNR (Riser)	5
2	piece	LC Connector Assy, 1.6mm-2.0mm, MM	4
2	piece	LC Connector Assy, MM	3
2	piece	LC Duplex clip, black	2
4	piece	LC, SC, FC Straight Boot, Beige	1

DWG NO

THIS DRAWING IS A CONTROLLED DOCUMENT.

THIS INFORMATION IS CONFIDENTIAL AND PROPRIETARY TO TYCO ELECTRONICS CORPORATION AND ITS WORLDWIDE SUBSIDIARIES, AND AFFILIATES. IT MAY NOT BE DISCLOSED TO ANYONE OUTSIDE THE TYCO ELECTRONICS PERSONNEL, WITHOUT WRITTEN AUTHORIZATION FROM TYCO ELECTRONICS CORPORATION, HARRISBURG, PENNSYLVANIA USA.

LOC CE

DIST 16

CAC Customer Layout Rev: D

P	LTR	REVISION RECORD	DATE	DWN	APVD
	A	Rev Per EC# RELEASE	2/22/2007	-	JD

DIMENSIONS: meters

TOLERANCES UNLESS OTHERWISE SPECIFIED:
0 PLC ± -
1 PLC ± -
2 PLC ± -
3 PLC ± -
4 PLC ± -

Restricted To:

DWN: Cable Assy Configurator
CHK: Jeremy Duncan
APVD: Jeremy Duncan
MATERIAL: -
HEAT TREAT: -

Tyco Electronics, Inc.
Harrisburg, PA 17105-3608

NAME: FO C/A - 2 fiber, 50/125, OFNR (Riser) jacket, LC-Duplex Secure to LC-Duplex

SCALE: NTS | SIZE: A2 | DRAWING NO: C- 1906016 | SHEET: 2 of 4 | REV: A

8 7 6 5 4 3 2 1

D C B A

Part #	L (meters)	L (feet)	LC-Duplex Secure, Orange		LC-Duplex, Beige	
			IL (dB)	RL (dB)	IL (dB)	RL (dB)
4-1906016-3	42.570 - 43.430	139.66 - 142.48	0.56	-	0.56	-
4-1906016-4	43.560 - 44.440	142.91 - 145.80	0.57	-	0.57	-
4-1906016-5	44.550 - 45.450	146.16 - 149.11	0.57	-	0.57	-
4-1906016-6	45.540 - 46.460	149.40 - 152.42	0.57	-	0.57	-
4-1906016-7	46.530 - 47.470	152.65 - 155.74	0.57	-	0.57	-
4-1906016-8	47.520 - 48.480	155.90 - 159.05	0.57	-	0.57	-
4-1906016-9	48.510 - 49.490	159.15 - 162.36	0.57	-	0.57	-
5-1906016-0	49.500 - 50.500	162.40 - 165.68	0.58	-	0.58	-
5-1906016-1	50.490 - 51.510	165.64 - 168.99	0.58	-	0.58	-
5-1906016-2	51.480 - 52.520	168.89 - 172.30	0.58	-	0.58	-
5-1906016-3	52.470 - 53.530	172.14 - 175.62	0.58	-	0.58	-
5-1906016-4	53.460 - 54.540	175.39 - 178.93	0.58	-	0.58	-
5-1906016-5	54.450 - 55.550	178.64 - 182.25	0.58	-	0.58	-
5-1906016-6	55.440 - 56.560	181.88 - 185.56	0.58	-	0.58	-
5-1906016-7	56.430 - 57.570	185.13 - 188.87	0.59	-	0.59	-
5-1906016-8	57.420 - 58.580	188.38 - 192.19	0.59	-	0.59	-
5-1906016-9	58.410 - 59.590	191.63 - 195.50	0.59	-	0.59	-
6-1906016-0	59.400 - 60.600	194.88 - 198.81	0.59	-	0.59	-
6-1906016-1	60.390 - 61.610	198.12 - 202.13	0.59	-	0.59	-
6-1906016-2	61.380 - 62.620	201.37 - 205.44	0.59	-	0.59	-
6-1906016-3	62.370 - 63.630	204.62 - 208.75	0.59	-	0.59	-
6-1906016-4	63.360 - 64.640	207.87 - 212.07	0.6	-	0.6	-
6-1906016-5	64.350 - 65.650	211.12 - 215.38	0.6	-	0.6	-
6-1906016-6	65.340 - 66.660	214.37 - 218.70	0.6	-	0.6	-
6-1906016-7	66.330 - 67.670	217.61 - 222.01	0.6	-	0.6	-
6-1906016-8	67.320 - 68.680	220.86 - 225.32	0.6	-	0.6	-
6-1906016-9	68.310 - 69.690	224.11 - 228.64	0.6	-	0.6	-
7-1906016-0	69.300 - 70.700	227.36 - 231.95	0.61	-	0.61	-
7-1906016-1	70.290 - 71.710	230.61 - 235.26	0.61	-	0.61	-
7-1906016-2	71.280 - 72.720	233.85 - 238.58	0.61	-	0.61	-
7-1906016-3	72.270 - 73.730	237.10 - 241.89	0.61	-	0.61	-
7-1906016-4	73.260 - 74.740	240.35 - 245.20	0.61	-	0.61	-
7-1906016-5	74.250 - 75.750	243.60 - 248.52	0.61	-	0.61	-
7-1906016-6	75.240 - 76.760	246.85 - 251.83	0.61	-	0.61	-
7-1906016-7	76.230 - 77.770	250.09 - 255.15	0.62	-	0.62	-
7-1906016-8	77.220 - 78.780	253.34 - 258.46	0.62	-	0.62	-
7-1906016-9	78.210 - 79.790	256.59 - 261.77	0.62	-	0.62	-
8-1906016-0	79.200 - 80.800	259.84 - 265.09	0.62	-	0.62	-

USED ON

DWG NO

THIS DRAWING IS A CONTROLLED DOCUMENT.

THIS INFORMATION IS CONFIDENTIAL AND PROPRIETARY TO TYCO ELECTRONICS CORPORATION AND ITS WORLDWIDE SUBSIDIARIES, AND IS NOT TO BE REPRODUCED OR DISCLOSED TO ANY OTHER PERSONS OR FIRMS WITHOUT THE EXPRESS WRITTEN AUTHORIZATION OF TYCO ELECTRONICS CORPORATION. IT IS NOT TO BE LOANED TO ANY PERSONNEL, WITHOUT WRITTEN AUTHORIZATION FROM TYCO ELECTRONICS CORPORATION, HARRISBURG, PENNSYLVANIA

LOC CE

DIST 16

CAC Customer Layout Rev: D

P	LTR	REVISION RECORD	DATE	DWN	APVD
	A	Rev Per EC# RELEASE	2/22/2007	-	JD

DIMENSIONS: meters

TOLERANCES UNLESS OTHERWISE SPECIFIED:
0 PLC ± -
1 PLC ± -
2 PLC ± -
3 PLC ± -
4 PLC ± -

Restricted To:

DWN: Cable Assy Configurator
CHK: Jeremy Duncan
APVD: Jeremy Duncan
MATERIAL: -
HEAT TREAT: -

Tyco Electronics, Inc.
Harrisburg, PA 17105-3608

NAME: FO C/A - 2 fiber, 50/125, OFNR (Riser) jacket, LC-Duplex Secure to LC-Duplex

SCALE: NTS | SIZE: A2 | DRAWING NO: C- 1906016 | SHEET: 3 of 4 | REV: A

8 7 6 5 4 3 2 1

D C B A

USED ON

Label 1 Per specification 107-1645-1

XXXXXXXXXXXXXXX

Tyco logo | Made in XXXX | X-XXXXXXX-X

Trace # - Bar Code

Trace # - Human Readable

Part Number

Country of Origin

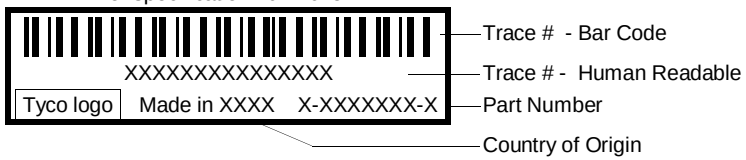

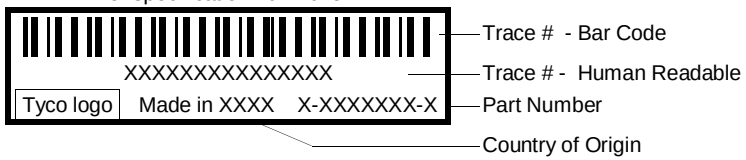

This label is used on all lengths on this drawing.

Label 2 Per specification 107-1645-1

XXXXXXXXXXXXXXX

Tyco logo | Made in XXXX | X-XXXXXXX-X

Trace # - Bar Code

Trace # - Human Readable

Part Number

Country of Origin

This label is used on all lengths on this drawing.

THIS DRAWING IS A CONTROLLED DOCUMENT.

DWG NO

THIS INFORMATION IS CONFIDENTIAL AND PROPRIETARY TO TYCO ELECTRONICS CORPORATION AND ITS WORLDWIDE SUBSIDIARIES AND AFFILIATES. IT MAY NOT BE DISCLOSED TO ANYONE, OTHER THAN TYCO ELECTRONICS PERSONNEL, WITHOUT WRITTEN AUTHORIZATION FROM TYCO ELECTRONICS CORPORATION, HARRISBURG, PENNSYLVANIA

LOC	DIST
CE	16

P	LTR	REVISION RECORD	DATE	DWN	APVD
	A	Rev Per EC# RELEASE	2/22/2007	-	JD

DIMENSIONS: meters

TOLERANCES UNLESS OTHERWISE SPECIFIED:
0 PLC ± -
1 PLC ± -
2 PLC ± -
3 PLC ± -
4 PLC ± -

Restricted To:

DWN Cable Assy Configurator	MATERIAL -	HEAT TREAT -	
CHK Jeremy Duncan	AMP Tyco Electronics, Inc. Harrisburg, PA 17105-3608		
APVD Jeremy Duncan			
NAME FO C/A - 2 fiber, 50/125, OFNR (Riser) jacket, LC-Duplex Secure to LC-Duplex			
SCALE NTS	SIZE A2	DRAWING NO C- 1906016	SHEET 4 of 4	REV A

CAC Customer Layout Rev: D

8 7 6 5 4 3 2 1

D C B A